

Town of Colchester
ARPA Recovery Funding Request Application

Directions: Please fill in all fields. Once completed, either print and drop off this application to the First Selectman's office located at 127 Norwich Ave, Colchester, CT 06415, or save a copy and email to ARPA@ColchesterCT.gov. If you have questions please email ARPA@ColchesterCT.gov. Please include any additional documentation you feel would help in the application process. Submit only one project per application (submit multiple applications if you have multiple projects).

Important: Applicant must demonstrate that the funding use directly addresses a negative economic impact of the COVID-19 public health emergency.

Applicant Background Information

Applicant Name:	Tiffany Quinn	Date Prepared:	October 6, 2021
Applicant email:	tquinn@colchesterct.gov	Applicant Phone:	(860) 537-7295
Department / Business / Establishment Name:	Colchester Parks & Recreation		

Project Details

Project Title:	RecPlex Tennis Courts	Anticipated Start Date:	March 2022
Total Funding Request Amount:	\$ 124,433	Anticipated Length of Time to Complete Project:	3 weeks
On a scale of 1 (Not Urgent) - 10 (Very Urgent), how urgent is this request? Please explain.	10-Public request and need for outdoor recreational opportunities.		

Project Description (How will the funds be used?)

Funding will include reclaiming 3 tennis courts at the RecPlex. All asphalt will be removed, new tennis courts will be installed, painted and lined. New posts and nets are included in the quote.

*This quote is based on receiving a signed contract or PO within 30 days. If delayed, a 15% contingency of the tennis court cost should be added to the cost.

*The fence around the tennis courts including the gate need to be replaced (they are the original fence). This quote has been requested and is coming soon. Included will be fencing for the pickleball court, splashpad, ball field repairs.

Justification (Please describe how your request addresses a negative impact to COVID-19.)

COVID-19 brought with it many negative impacts. Nationally, parks and recreation agencies are in the best position to address these resulting needs. Tennis provides an outdoor, recreational activity for most ages. The courts have lights which allows for use after dark. During COVID-19 we saw a noticeable increase in outdoor activities, including tennis. Our department receives phone calls and emails several times a week inquiring about the tennis court repairs- the community desperately wants these courts replaced.

Briefly explain the positive impact your project will have on the community.

The tennis courts have been deteriorating for several years. Long standing tennis programs have moved to other towns due to the poor conditions. With these renovations we expect to bring back adult and youth programs including the Adult Tennis Ladder, youth tennis camps, adult tennis lessons and more.

Describe the impact to your department / business / establishment if ARPA funds are NOT approved.

Without funding, the tennis courts will be closed when deemed unsafe and will remain closed until such a time that funding becomes available.

**Budget Overview (How will the ARPA funding be spent?)
(If more room is needed, please attach additional spreadsheet)**

Budgeted Item / Service	Budgeted Amount	Notes
Tennis Court Rebuild	\$ 114,683	
Add'l Lines	\$ 2250	
Hit Back	\$ 7500	
	\$	
	\$	
	\$	
	\$	
	\$	
	\$	
	\$	
	\$	
	\$	
TOTAL:	\$ 124,433	




IF YOU CAN
PLAY ON IT,




WE CAN
BUILD IT

Durability • Reliability

Playability • Engineered to Last



Tennis Industry Magazine Contractor of the Year —
10 and Under Tennis (2011)



Hinding Tennis Courts, LLC • 24 Spring Street • West Haven, CT 06516 • p 203-285-3055

October 14, 2021

Tiffany Quinn
Colchester Park and Rec
Colchester, CT
860-537-7297
RecDirector@colchesterct.gov

Re: Court Refurbishment Proposals

Dear Tiffany,

Thank you for considering Hinding Tennis for your recreational needs. It is our goal to provide you with the highest quality sport surfacing products and installation in the industry.

We at Hinding Tennis stand committed to excellence and it is our goal to provide you with the highest quality materials. As a current member of the American Sports Builders Association we are always up to date on the newest innovations and industry trends. Our goal is always to exceed your expectations and let the finished product speak for itself.

We know you have many options when choosing a sport-surfacing contractor, therefore we continually strive to provide the most competitive pricing without compromising the quality or workmanship.

All of us at Hinding Tennis thank you for the opportunity to provide you with this proposal and look forward to working with you in the future.

Sincerely,

Mark Biolzi

Mark Biolzi
203-671-4817

www.HindingTennis.com



PROCEDURE TO BE AS FOLLOWS:

Furnish all materials, labor and insurance to perform the **HINDING TENNIS TENNIS COURT CONSTRUCTION** of (3) new Asphalt Tennis Courts. PLEASE NOTE: Price does not include surveys, plans, design or permits. Existing Fence to remain.

Specifications of Services to be Provided:

- 1. MOBILIZATION** - Mobilize the necessary equipment to perform the required work for your project as itemized below. This fee is associated with the work that is necessary to set up your job and organize the necessary equipment that is needed to load and mobilize to and from the job site each day.
- 2. GRADE** - Reclaim area and Re-Grade to 1% pitch.
- 3. PAVING** - Furnish and install two (2) asphalt lifts - each 1.5" for a total compaction of 3". First lift will be a class I binder mix and 2nd lift will either be a class II driveway mix or Tennis Court Mix. Establish 1% pitch on court to allow for proper drainage.
- 4. NET POSTS-** Furnish and install (3) sets of new net posts and nets.
- 5. ACRYLIC COLOR COATING** - Furnish and install the (3) coat acrylic color coating surface system to entire area. The Hinding surfacing system consists of 1 resurfacer, 1 filler and 1 finish coat.
- 6. LINE STRIPING** - Layout and stripe all lines per USTA. Apply one coat of acrylic Line primer. Once Line primer has cured apply One (1) coat of textured White Line Paint. This (2) two coat application provides sharp lines and greater durability and longevity. The line paint is textured.

Pricing as indicated below:

Mobilization	\$ 3,340.00
Grading	\$ 5,700.00
Paving	\$68,947.00
Net Posts	\$ 7,524.00
Color Coating	\$26,265.00
Line Striping	\$ 2,907.00

TOTAL COST: \$114,683.00

PICKLEBALL LINES- Layout and stripe all lines per USAPA. Apply one coat of acrylic Line primer. Once Line primer has cured apply One (1) coat of textured White Line Paint. This (2) two coat application provides sharp lines and greater durability and longevity. The line paint is textured. **\$750.00 per court**

Pricing is valid until Spring 2022 with a Signed Contract or Purchase Order Received 30 days from the date of the Proposal

www.HindingTennis.com



PROCEDURE TO BE AS FOLLOWS:

Furnish all materials, labor and insurance to perform the **HINDING TENNIS TENNIS COURT CONSTRUCTION** of (3)new Asphalt Tennis Courts. **PLEASE NOTE:** Price does not include surveys, plans, design or permits. Existing Fence to remain.

Specifications of Services to be Provided:

1. **MOBILIZATION** - Mobilize the necessary equipment to perform the required work for your project as itemized below. This fee is associated with the work that is necessary to set up your job and organize the necessary equipment that is needed to load and mobilize to and from the job site each day.
2. **GRADE** - Reclaim area and Re-Grade to 1% pitch.
3. **PAVING** - Furnish and install two (2) asphalt lifts - each 1.5" for a total compaction of 3". First lift will be a class I binder mix and 2nd lift will either be a class II driveway mix or Tennis Court Mix. Establish 1% pitch on court to allow for proper drainage.
4. **NET POSTS-** Furnish and install (3) sets of new net posts and nets.
5. **ACRYLIC COLOR COATING** - Furnish and install the (3) coat acrylic color coating surface system to entire area. The Hinding surfacing system consists of 1 resurfacer, 1 filler and 1 finish coat.
6. **LINE STRIPING** - Layout and stripe all lines per USTA. Apply one coat of acrylic Line primer. Once Line primer has cured apply One (1) coat of textured White Line Paint. This (2) two coat application provides sharp lines and greater durability and longevity. The line paint is textured.

Pricing as indicated below:

TOTAL COST: \$195,885.00

PICKLEBALL LINES- Layout and stripe all lines per USAPA. Apply one coat of acrylic Line primer. Once Line primer has cured apply One (1) coat of textured White Line Paint. This (2) two coat application provides sharp lines and greater durability and longevity. The line paint is textured. **\$750.00 per court**

www.HindingTennis.com



POST-TENSIONING
INSTITUTE™



Laykold®

PAYMENT SCHEDULE

STATE SALES TAX WILL BE CHARGED WHERE APPLICABLE. PAYMENT IS EXPECTED UPON TIMELY COMPLETION.

CREDIT CARD PAYMENTS WILL REQUIRE A 2% CREDIT CARD PROCESSING FEE.

Payment Schedule is to be as follows unless otherwise specified on the contract:

For jobs priced below a threshold of approximately \$3,000.00 (subject to vary):

100% "Full payment", plus applicable tax on total amount, due upon signing and remittance of forthcoming contract if this estimate is approved, before work can begin. Please be ready to include a payment along with a signed contract.

For jobs priced above a threshold of approximately \$3,000.00 (subject to vary):

1. 50% "Down payment", plus applicable tax on total amount, due upon signing and remittance of forthcoming contract if this estimate is approved, before work can begin. Please be ready to include a payment along with a signed contract.
2. 30% "Good faith payment", considered due the day we begin work on your project.
3. 20% "Remainder payment", considered due the day we end work on your project.


PLEASE NOTE: In the event that payment is not made as specified above, it is agreed that Hinding Tennis, LLC will receive interest at the prevailing wage rate unpaid balance, plus all the cost of collection, including a reasonable attorney's fee. In the event that payment is not made as specified, Hinding Tennis, LLC retains the right to halt works until past due payments are made. Above prices are submitted for approval within sixty days and after that time may be revised. We reserve the right to take before, during & after photos of your particular job & use photos for marketing purposes. We will never give out your name or street address without your consent.

ACCEPTANCE OF PROPOSAL: Please call the office (203-285-3055) or one of the owners directly if someone is not in touch with you shortly and you are intent on proceeding with the work as described. We will provide a contract for you to sign and remit with payment so that we may begin work.

www.HindingTennis.com




ABOUT US



"Over the years, Hinding Tennis has helped make GRSC a community club with the best hard court surfaces inside and out, as well as junior lines and stand alone courts, outdoor lighting and pickleball courts. They are a great partner in the tennis business."

— Sarah Boone, Owner, Guilford Racquet & Swim Club




Since 1994 the Team at Hinding Tennis, LLC has been building superior Recreational Courts for all types of surfaces. We specialize in Post Tension Concrete Courts and our patented Rubberized Cushion System is a very popular surface among many avid players.

Hinding prides itself on quality workmanship and retains over 90% of its work force each season; our crews are extremely knowledgeable and are some of the most experienced in the business.

From Har Tru to Post Tension Concrete to Tennis and Basketball Courts to Playgrounds and just about anything recreational, we offer only the best products and services. We are actively involved in the ASBA (American Sports Builders Association) and we are constantly on the cutting edge of new technology.

Our reputation speaks for itself and clubs, residential, parks, schools and municipalities count on us everyday.


We can customize any job to any size, any color and any speed. Our customer service and sales representatives are extremely knowledgeable of all types of surfaces, coatings and building new courts. So please call us today for a free analysis of your project.



24 Spring Street • West Haven, CT 06516
203-285-3055 • HindingTennis.com

Official 10 and Under Tennis Court Installer

BASKETBALL



Goalrilla Systems



No Other Basketball Hoop Compares



Goalrilla makes the toughest basketball training equipment on the planet. Push the limits of your body and don't worry about the limits of your basketball equipment. You get authentic hoops action for the home or the outdoor court with THE POWER TO CHANGE YOUR GAME™.

Hinding works with only the best manufacturers of basketball hoops including JayPro, Spalding, Produnk, Gared, Bison, and Gill Athletics.

DOMINATOR

The Best Basketball Hoop on the Planet.

The Dominator Hoop is a professional-grade, adjustable, in-ground basketball hoop designed specifically to bring the highest quality of sports to your home. The Dominator is perfect for your driveway, parking lot, or virtually any outdoor court. The state of the art height adjustment mechanism is hands down the Dominator's best feature. The Dominator adjusts telescopically using a very tight sliding mechanism vs. rotating pivot points. It's safe, reliable, simple to operate, and built to last.




HINDING
TENNIS COURTS
If you can play on it, we can build it.

24 Spring Street • West Haven, CT 06516
203-285-3055 • HindingTennis.com

Official 10 and Under Tennis Court Installer

RESURFACING



Court Resurfacing

Since 1994, Hinding Tennis has been building and resurfacing tennis courts throughout the United States and in the Caribbean. With headquarters located in West Haven, Connecticut, Hinding Tennis' major client concentration runs up and down the U.S. East Coast.

Resurfacing your tennis court is important in the overall maintenance, upkeep, playability and longevity of the court. Typically, a tennis court should be resurfaced every 4-7 years. This varies depending upon the surface, weather, amount of play, and preservation of the court. Hinding Tennis offers all types of coating and cushion systems and will give you several resurfacing options to keep your court performing at its highest level of playability.


Hinding Tennis resurfaces over 400 courts per year. We retain 90% of our professional workforce yearly, therefore we are not training new court technicians each season. Our quality of workmanship, professionalism and customer service is second to none. Examples of our projects include Chelsea Piers, Stamford CT; U.S. Coast Guard, New London CT; and Match Point Tennis, Brooklyn, NY.



24 Spring Street • West Haven, CT 06516
203-285-3055 • HindingTennis.com

Official 10 and Under Tennis Court Installer


SQUEEGEE MARKS



Acrylic color surfacing systems are generally applied with a squeegee in multiple coats. Most systems include one or more filler coats, followed by two to three coats of color. Some systems also include texture or cushion coats between the filler and the top coats.

There are several theories regarding the application of color coatings. In any case, coating systems must be applied smoothly to a uniform thickness over the entire court surface. This requires an experienced applicator and careful attention to the technique.


Even when color coatings are applied with care by a skilled operator, some squeegee marks and other slight variations in color and texture are inevitable. This is because the formulation of acrylic causes components to migrate to the edge of the material as it is being applied. As a result, an observer will be able to locate the spot where the acrylic material was poured on the surface, where the squeegee operator turned to make a pass in the opposite direction or where one pass overlapped another. Squeegee marks will be more visible on lighter colors and more common when coatings are applied in hot weather or when they include coarser sand. Humidity, angle of the sun when the acrylic is applied and other factors also may affect frequency and visibility of these marks.



Due to the nature of the material and the human element in tennis court construction, squeegee marks are likely to occur, like marks in newly vacuumed plush carpet or newly mown grass. They will not affect play and will become less visible as the court wears and ages.

While squeegee marks are within industry standard, more serious flaws - ridges, drips, tool marks, foot prints, bucket marks and areas of excess material - are unacceptable and should be corrected by the surfacing contractor.

Differences in site, weather and soil conditions require variations in construction and repair methods and materials. Readers are advised to consult a qualified contractor or design professional before undertaking construction or repair of a court. Rev. 03/04



24 Spring Street • West Haven, CT 06516
203-285-3055 • HindingTennis.com

Official 10 and Under Tennis Court Installer

BIRDBATHS

LOW SPOTS



“Birdbath” is a term commonly used in the tennis industry to describe a low area on a tennis court that holds water.

More precisely, the American Sports Builders Association (ASBA) defines a birdbath as any area where standing water more than 1/16" (2mm – commonly measured using a nickel) remains after drainage of the area has ceased or after one hour of drying at 70 degrees Fahrenheit in sunlight. Birdbaths delay play on the court after rain and may cause staining and/or peeling of the surface.

Among the causes of birdbaths are:

1. Unsuitable material in the subsoil;
2. Inadequate drainage around the tennis court;
3. Improper slope or grade;
4. Inadequate compaction of the subgrade; or
5. Paving error



Paving and surfacing, even with laser-guided equipment, involves both skill and judgment. The number of variables impacting the paving and surfacing processes makes it unreasonable to expect perfection. Minor depressions in the

surface, those less than 1/16" deep or those that drain or dry in under an hour, are considered within tolerance and are acceptable. In a new or recently resurfaced court, however, the contractor should correct birdbaths.

Because site selection, design and construction can involve compromise, even properly designed and constructed courts may develop birdbaths over time. Tennis courts sometimes are built on sites which are reclaimed or which have been deemed unsuitable for other purposes. In such cases, less than ideal subsoil, grade, or drainage conditions may exist. Additionally, over time, new circumstances may arise which lead to settling or drainage problems.

The owner's expectations regarding repair of birdbaths should be based on the nature of the birdbaths that exist to be repaired and the amount of money budgeted for the repair. Owners also should understand that available repair methods and materials are imperfect. Complete removal of standing water may be impossible. Generally the owner should accept that repair of the birdbaths is only a means of reducing the inconvenience they cause and extending the useful life of the court.

The number, size and depth of birdbaths is another consideration. The existence of multiple birdbaths or major depressions of 1/2" or more may indicate more serious problems. Repairing multiple or deeper birdbaths is labor intensive and often results in cosmetic imperfections, which may require resurfacing to correct. The larger the birdbath, the more difficult it can be to repair.






Differences in site, weather and soil conditions require variations in construction and repair methods and materials. Readers are advised to consult a qualified contractor or design professional before undertaking construction or repair of a court. Rev. 11/10



24 Spring Street • West Haven, CT 06516
203-285-3055 • HindingTennis.com

Official 10 and Under Tennis Court Installer


ACCESSORIES





Hinding Tennis is your resource for court equipment and accessories. With close to 20 years of experience in court construction and maintenance, we know what you need to give your game a boost and keep your court in shape. We work with the best suppliers of quality court products. Quality products come from quality manufacturers and we can provide you with a variety of choices to meet your personal preferences.



Fencing, lighting and windscreens, tennis nets, tennis posts and benches. Backboards, score boards, goals, ball machines, roll dries and court brooms



— we've got you covered. Looking for something? Just ask.






HINDING
TENNIS COURTS
If you can play on it, we can build it.

24 Spring Street • West Haven, CT 06516
203-285-3055 • HindingTennis.com

Official 10 and Under Tennis Court Installer


MAINTENANCE



Maintaining your court is one of the most important things you can do to preserve the longevity of its appearance. Like changing the oil in your car every 3,000 miles, properly cleaning and inspecting your court once a year is very critical.

To maximize the useful life of any type of court, we recommend that owners develop and implement a regular schedule of maintenance. Regular inspection and repair of minor irregularities is more cost effective than allowing the court to deteriorate to the point of requiring major repairs.

Our maintenance programs include servicing both All Weather and Har Tru Courts. For all weather courts, we recommend you pressure wash once a year, check for cracks, grease net post cranks, check mesh and tighten fence and install your net. Our Har Tru reconditioning includes removing all the dead material. Installing new Har Tru, grooming court, checking fence fabric and tightening, greasing net post cranks and installing your net.



Call us today to inspect your court and for a free non-obligational estimate.



24 Spring Street • West Haven, CT 06516
203-285-3055 • HindingTennis.com

Official 10 and Under Tennis Court Installer

WARRANTIES

Hinding Tennis stands behind their workmanship. All of our work comes standard with limited warranties. Below is list of the work that is guaranteed and what you can expect from us.




Riteway Crack Repair — This repair method is a more permanent repair. Its exclusive technology is state of the art - there is no other repair that has the long term effects as the Riteway System. We have seen this repair last for up to 10 years without cracks returning. We do guarantee the existing cracks for two (2) years. We cannot however guarantee against new cracks forming in a new location. *No Dead Spots, Hollow Sounds or Bubbles.*



Performance Court & Cushion Extreme — This repair method is the most recommended for the cost. This unique overlay system will cover the entire court and is guaranteed for 3 years. This system will cost you a bit more money than the Riteway Crack Repair, however, not only does this system guarantee the entire court, it offers a **"cushioned"** feel to the court, which is easier on the body/joints, and players often say they can play longer and feel better afterwards. The warranty does not cover any sub surface or drainage issues, unless we have built the court for you. If you want a guarantee for the entire court, this method is your best option.

Standard Color Coating, DecoTurf Cushion, New Court Construction — These particular installation methods are considered our **"standard"** methods. This workmanship comes with a 1 year warranty. The warranty covers any peeling, chipping or fading of the acrylic coatings. On new courts, we strongly recommend saw cuts in the asphalt. We cannot guarantee against cracks forming, however, we can guarantee that we will install the best possible base and drainage to help prevent from future cracking. Post Tension Concrete slabs is the only method that is guaranteed from cracking for up to 10 years.

Optional Crack Filling — This typically is a temporary quick crack fix and thus makes your courts safe and playable. There is **NO WARRANTY** on this workmanship. In fact, we can guarantee that the cracks we fill will most likely open up within 6 months to 1 year. *Other than price consideration, Hinding Tennis does not recommend this crack repair method.*




None of our warranties are covered by acts of god, excessive wind storms, vandalism or vehicular traffic. Trees and roots that may fall or enter onto the court are also not warrantied. If the court is not properly maintained or serviced over the years, the warranty may be voided. The warranty does not cover drainage issues, sub surface issues or settling issues. Unless we have built the court new for you, we do not know how the court was originally constructed and thus it would be impossible for us to guarantee someone else's work.

When choosing your contractor, make sure you read through their warranty policy; many contractors offer up to 25-year warranties, however these warranties are only as good as the paper they are written on. Any warranty that is longer than 5 years is simply not possible and I can guarantee the contractor will find ways around it if you have an issue. At Hinding Tennis, we will do our best to work with you even when your warranty is no longer valid, because it is the Hinding Tennis reputation on the line.



24 Spring Street • West Haven, CT 06516
203-285-3055 • HindingTennis.com

REFERENCES




United Nations International School
New York, NY



Westport, CT



Chelsea Piers, Stamford, CT



If you can play on it, we can build it.

Official 10 and Under Tennis
Court Installer


24 Spring Street
West Haven, CT 06516

203-285-3055


HindingTennis.com

COLLEGE	CITY, STATE	CONTACT	PHONE	SERVICE PERFORMED
Mitchell College	New London, CT	Bernadette Macca	860-701-5058	(4) Tennis Courts Reconstruction Project
US Coast Guard	New London, CT	Garrett Starainic	860-701-6324	(3) Tennis Court New Construction
Univ of Rhode Island	Kingston, RI	Valerie A. Villucci	401-874-2867	(8) New DecoTurf Tennis Courts
Drew University	Madison, NJ	Patti Smith	973-408-3510	Resurface & RiteWay (8) Tennis Courts
University of Connecticut	Storrs, CT	Evan Feinglass	860-426-1258	Resurface (6) Tennis Courts
P.S. 234	Brooklyn, NY	Magda Lenski	212-233-6034	10,500 sq ft Deco Acrylotex
HOA				
Timber Ridge	Mt. Kisco, NY	Bonnie Haber	516-625-9696	(1) Tennis Court Crack Repair & Coloring
Doral Farms	Stamford, CT	John Sullivan	203-967-8337	(2) Tennis Court Crack Repair & Coloring
Oakdale Woods	Wallingford, CT	Al Paolillo	203-671-7366	Resurface & RiteWay Crack Repair to (1) Tennis Court
Hale Farms Condominiums	Glastonbury, CT	Lisa Pericolosi	860-218-3050	Resurface (2) Tennis Courts
RESIDENTIAL				
Stovell	Fairfield, CT	Helen	203-255-6824	(1) Installation of PC 300 Overlay Cushion Court
Varshinsky	Greenwich, CT	Michael	203-550-2525	(1) Tennis Court Cushion Extreme
Smith	Dedham, MA	Tina	617-823-5600	(1) Tennis Court Cushion Extreme
INDOOR CLUBS				
Guilford Racquet Club	Guilford, CT	Sarah Boone	203-453-4367	(6) Cushion Extreme Tennis Courts
Chelsea Piers	Stamford, CT	Gigi Fernandez	203-989-1000	(7) Tennis Court Cushion Extreme & (2) 10 & Under Courts
Bennington Tennis Center	Bennington, VT	Richard Ader	212-581-4540	(3) Tennis Courts (2) 10 & Under, New Cushion Extreme
Longwood Covered Courts	Chestnut Hill, MA	Dick Sabin	617-566-9066	(2) Tennis Courts Cushion Extreme
New York Sports Club	Brooklyn, NY	Michael Phillips	718-643-4800	(2) Rooftop Tennis Courts Cushion Extreme
Manhattan Plaza Racquet Club	New York, NY	Skip Hartman	917-881-0489	Installation of 5 Cushion Extreme Courts
Mill Basin Health & Racquet Club	Brooklyn, NY	Billy Kruse	908-591-5444	Installation of 6 Cushion Extreme Courts
MUNICIPALITY				
City of New Haven	New Haven, CT	David Moser	203-946-8201	(7) Tennis and (4) 36' 10 & Under Courts Reconstructed
NYC Parks Dept	New York, NY	George Kroenert	718-760-6731	Multiple Locations Painted Games, Running Tracks
Town of Guilford	Guilford, CT	Rick Maynard	203-453-8068	Multiple Courts New Construction, Crack Repair and Coloring
Town of New Milford	New Milford, CT	Dan Calhoun	860-355-6050	(2) Tennis and (2) Basketball Reconstruction
Town of Creskill	New Jersey	Steve at SCS	201-563-9117	(2) Basketball Court Resurfacing
Town of Oakland	New Jersey	Dave Simin	201-327-1002	(6) Tennis Court Resurfacing
Town of New Canaan	New Canaan, CT	Steve Benko	203-594-3605	(7) New Post Tensioned Tennis Courts
Town of Manchester	Manchester, CT	Ken Longo	860-463-3512	(2) Basketball Court Resurfacing
Town of Brookfield	Brookfield, CT	Dennis DiPinto	203-460-4273	Multiple locations, Tennis and Basketball Construction & Resurfacing
Town of Canton	Canton, CT	Josh Medeiros	860-912-6331	Resurfacing (4) Tennis Courts and (2) Basketball Courts
Juniper Park Middle Village	Queens, NY	Maisha Warren	914-872-5605	USTA Community Development: (8) Tennis Courts Resurfacing and 10 & Under Court Conversion and Line Striping
NOTABLE CLIENTS				
Tennis Hall of Fame	Newport, RI	Mary Rompf	401-849-4777	(3) Tennis Courts Resurfacing
Boston Lobsters	Manchester, MA	Darlene Hayes	508-435-2023	(1) Tennis Court Paint for WTT Competition
Nike		Pori Saikla	212-239-0904	Coating of the Famed Rucker Park
Regis Philbin	Greenwich, CT			(1) Tennis Court Resurfacing
Tommy Hilfiger	Greenwich, CT			(1) Tennis Court New Construction
CAMPS				
Camp Wahnee	Torrington, CT	Dave Stricker	516-946-4246	Wahnee Rd. New Construction, Crack Repair and Coloring
Greenwood Trails	Winsted, CT	Adam Langbart	516-483-7272	Multiple Locations New Construction, Crack Repair and Coloring
Ebner Camps	Banton, CT	Kevin Ebner	860-379-4050	Multiple Locations New Construction, Crack Repair and Coloring
Winding Trails	Farmington, CT	Scott Brown	860-677-8458	(4) Tennis and (3) Basketball Courts Crack Repair and Coloring
TENNIS AND COUNTRY CLUBS				
The Stanwich Club	Greenwich, CT	Scott Niven	203-869-1812	New Cart Path Painting
Village Club of Sands Pt.	Sands Point, NY	Ed Ronan	516-322-4378	(3) Court Resurfacing & Crack Repair, Har Tru Courts
Manchester Athletic Club	Manchester, MA	Keith Callahan	978-526-8900	(10) Tennis Courts Resurfaced with DecoTurf
Saw Mill Club	Mt. Kisco, NY	Kevin Kane	914-403-7053	(13) DecoTurf Courts
Pleasantville Tennis Club	Pleasantville, NY	Marilise Watts	914-837-0185	Construction of New Har Tru Court

**No Matter
What Your Game,**



**HINDING
HANDLES IT**




If you can play on it, we can build it.

Official 10 and Under Tennis Court Installer


24 Spring Street • West Haven, CT 06516
203-285-3055 • HindingTennis.com



Like us on Facebook



Rally Master 10 X 20 Backboard




[Share](#) | [ADD TO WISH LIST](#) | [EMAIL A FRIEND](#)

Rally Master 10 X 20 Backboard

[Write a Review](#)

Your Price: \$6,070.00

Part Number: RM1020

Availability: 4-week lead time.  **FREE SHIPPING**

CHOOSE OPTIONS

Select Model *

Sloped ▾

Select Mounting System (See Backboard Description) †

Direct Connect Model ▾

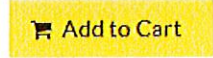
Select Fence Post Diameter *

3" Outside Diameter ▾

Select Catch Net *

Yes [+\$841.00] ▾

Quantity 1 + -



 Like  Share Be the first of your friends to like this.

10 X 20 Rally Master Backboard - Vertical Or Sloped

Please Note: Rally Master Backboards can only be mounted to 2-1/2", 3" or 4" round 10' tall chain link fence posts, with the following connection types.

Direct Connect Models

On this set up, your Rally Master Backboard will be connected directly to the fence posts; however, the hardware is designed for use on fences that have plumb posts (all posts lined up or on newly set posts independent of a fence. If you try to install them on fences with wind damaged posts or out-of-plumb posts, it will be virtually impossible to properly align panels.

The 10 x 20 Rally Master Backboard is mounted to 3- 10' tall fence posts. If one of these fence posts is bent or out of plumb, you need to select the off-set option to add the additional hardware.

OFF-set Models

If your fence is not suitable for a direct connect model, we also have an off-set option. Your Rally Master Backboard hardware kit will come with support columns and adjustable brackets. The squared columns will compensate for slightly out-of-plumb fence posts.

Vertical Backboard VS Back-Sloped Backboard

Vertical Backboard: Vertical backboards are the most widely used type of backboard. They provide an ideal way to improve your strokes and likewise provide an outstanding aerobic workout. A vertical backboard encroaches only 4-6 inches inside the court fence. Rally Master also manufactures back-sloped backboards.

8 Degree Back-sloped Backboard: An 8-degree back-sloped backboard provides a slightly lofted ball return that will land further away from the board compared to the flatter, shorter rebound off a flat wall. Some players and coaches prefer the lofted return because it allows more time to prepare for the shot and places the player further from the practice wall. It should be noted that other manufacturers sell backboards with 30 degrees of back-slope. Rally Master believes 15 degrees of back-slope creates an unrealistic, extremely "high-lofted" ball return that is unsuitable for all but beginner players. This high-loft is especially counter-productive when a player performs volley drills close to the board. Rally Master's 8 Degree back-sloped, backboard provides the best all around performance in all types of drills regardless of skill level. An added benefit is the fact that our 8 degree backboard only encroaches approximately 21" inside the fence compared to the approximate 30" of a 15 degree back sloped board.

Rally Master Backboard Panels are solid-core, dense plastic with the rich color molded directly into the panel. Density and flexibility combine to make Rally Master the most durable backboard on the market. Rally Master backboards include an industry-leading 20-year warranty.

Reduced Sound

Rally Masters patent-pending vibration dampeners and mounting technique substantially reduce rebound noise. Decibel readings indicate that a tennis ball hitting a Rally Master Backboard is no louder than a tennis ball hitting a tennis racket, and even quieter than a basketball being dribbled on an asphalt court.

Vandal Resistance

The unique Rally Master panel design combines solid dense plastic, enhance with unmatched flexibility and strength.

Versatility

Backboard practice is also great for soccer, lacrosse, and basketball. These uses can ruin other types of backboards.

Permanent Net Line

The unique Rally Master panel design combines solid dense plastic, enhance with unmatched flexibility and strength.

Versatility

Backboard practice is also great for soccer, lacrosse, and basketball. These uses can ruin other types of backboards.

Permanent Net Line

Rally Master net lines are permanently etched into the panels.

Mountings System

Rally Master has made installation simple by developing a faster panel mounting system. It provides a universal fence bracket that allows the installer to quickly adjust the strut alignment to compensate for fence posts that are slightly bent or out of plumb.

Corrosion-resistant Hardware

Panels are mounted to heavy-duty, galvanized cross braces that are attached to vertical posts using galvanized hardware for unmatched durability.

Sizing

Rally Master Backboards are manufactured in 10' x 4' panels. The minimum size available for purchase is 10' x 12'. There is no limit on length, the only requirement being that the total length is divisible by four feet.

TENNIS COURT SUPPLIES ▾

PICKLEBALL COURT SUPPLIES ▾

TENNIS COURT SURFACING ▾


OTHER SPORTS ▾

Home | Shopping Cart

← CONTINUE SHOPPING

SHOPPING CART

ITEMS



Rally Master 10 X 20 Backboard

[View/Hide options](#) [✕ Delete](#)

PRICE

QTY

TOTAL

\$6,911.00

1 +
-

\$6,911.00

[Update Cart](#)

Subtotal (1 items): \$6,911.00

ORDER SUMMARY

SUBTOTAL \$6,911.00

TOTAL \$6,911.00

Calculate Shipping ▾

PROCEED TO CHECKOUT


Or checkout with:

PayPal

venmo

Pay Later

CREDIT No Interest if paid in full in 6 months. [Learn more](#)

 Bongo International