

# Town of Colchester, Connecticut

127 Norwich Avenue, Colchester, Connecticut 06415

## REGULAR MEETING of BOARD OF FINANCE

AGENDA – August 16, 2017 – Town Hall – 7:00


### REGULAR MEETING

1. CALL TO ORDER
2. ADDITIONS TO THE AGENDA
3. APPROVAL OF MINUTES: August 2 Regular Meeting
4. CITIZENS COMMENTS
5. CORRESPONDENCE
6. RECREATION/PROGRAM FUND PRESENTATION
  - a. Program Fund Report and update on plan previously presented
  - b. Department Head – discussion of 2018-2019 budget needs
7. DEPARTMENT REPORTS
  - a. Tax Collector
  - b. Finance
8. FIRST SELECTMAN
  - a. Transfer requests
  - b. First Selectman's report
9. NEW BUSINESS
  - a. Review of meeting with Lockton
  - b. 2017-2018 Budget Process Review
10. OLD BUSINESS
  - a. Budget Update – Discussion and Possible Action
  - b. Board of Finance Objectives and Initiatives – Review and Update
11. LIAISONS' REPORTS
12. Discussion – BOE action to use 2016-2017 Norwich Tuition money
13. CITIZENS COMMENTS
14. ADJOURNMENT

*Gayle Furman*  
GAYLE FURMAN  
TOWN CLERK

2017 AUG 11 AM 9:05

RECEIVED  
COLCHESTER, CT



# Town of Colchester, Connecticut

127 Norwich Avenue, Colchester, Connecticut 06415

## Board of Finance Regular Meeting Minutes August 2, 2017 – Town Hall – 7:00 pm

**Members Present:** Chair R. Tarlov, R. Lepore, A. Migliaccio, and S. Lowe

**Members Absent:** A. Bisbikos and T. Kane

**Others Present:** First Selectmen A. Shilosky, CFO M. Cosgrove, Chief W. Cox, J. Walsh, Asst. Chief EMS L. Steinmeyer, Tax Collector M. Wyatt, BOE B. Bernier, and Clerk J. Campbell

### 1. CALL TO ORDER

R. Tarlov called the meeting to order at 7:00 pm.

### 2. ADDITIONS TO THE AGENDA

None

### 3. APPROVAL OF MINUTES: July 19 Regular Meeting

A. Migliaccio MOTIONED to approve the minutes of the July 19<sup>th</sup> Regular Meeting, ~~SECONDED~~ by Lowe. S. Lowe and R. Lepore ABSTAINED. All others voted in favor, MOTION CARRIED. 2/0

### 4. CITIZENS COMMENTS

None

### 5. CORRESPONDENCE

None

### 6. FIRE/EMS PRESENTATION

Chief Cox stated that the department has applied to the Department of Health. for a license to use Paramedics. The department has in place a program called Intercept where a paramedic is either met at the scene or en route to the hospital. However there have been missed intercepts. If they are granted this license through the Department of Health that could potentially relieve the requirement for the Intercept Program. The department has 3 paramedic options in place, utilizing Middlesex, American, and Mohegan Tribe. The department has several paramedics on staff and people in place to meet the requirements for the new license. Dr. Kyle McClaine is the doctor who oversees medical control. He would be willing to come in and present his end of this program. Time management has been an issue as far as hiring is concerned, residents are no longer working in town and able to leave their jobs for calls or they are now married with children and don't have the babysitting covered. Currently the department has a sign outside as well as advertising with Facebook and Twitter to try to recruit. A new member BBQ was hosted this past weekend to welcome new members and help to unite the old and new members. Regional fire training schools are in danger of being shut down with the budget cuts. The town has a training facility but there would need to be at least 2 people hired to run and facilitate training. The paramed program is ready to present and could be up and running, if the buy ins happen, by the beginning of next fiscal year with the potential to be making it a revenue item within 3 years. Ambulance Incentive program is working well. They did come in under the 72,000. See attached spreadsheet for more information.

RECEIVED  
COLCHESTER, CT  
2017 AUG -3 PM 3:02  
Gayle Steinman  
TOWN CLERK

**7. DEPARTMENT REPORTS – Second Meeting of the Month**

- a. **Tax Collector** M. Wyatt did state that the hiring for the office assistant is still ongoing. The test is scheduled for Monday August 7<sup>th</sup>.
- b. **Finance**

**8. FIRST SELECTMAN****a. Transfer requests –**

R. Lepore MOTIONED to accept the budget transfer, pending the approval of the Board of Selectmen, in the amount of \$25,088 to the Snow Reserve Fund, SECONDED by A. Migliaccio. All members present voted in favor. MOTION CARRIED. 4/0

S. Lowe MOTIONED to accept the budget transfer, pending the approve of the Board of Selectmen, in the amount of \$50 to the Snow-Professional services for a mid-contract background check, SECONDED by R. Lepore. All members present voted in favor. MOTION CARRIED. 4/0

S. Lowe MOTIONED to accept the budget transfer, pending the approval of the Board of Selectmen, in the amount of \$56,500 to Capital, SECONDED by R. Lepore. All members present voted in favor. MOTION CARRIED. 4/0

- b. **First Selectman's report** – A. Shilosky reported that the CAAP, IT support, contract has been signed and they are now ready to go. We received a grant from CT Youth Service Program in the amount of \$6,275 to Social Services. Our risk management insurance had their first review on WJJMS and we passed with flying colors. There was a survey that CCM sent out in regards to what other Towns are doing with the State Budget delay. A. Shilosky stated that the town is in a spending freeze. Senior Center Van will go through because the received a grant for it as well as reserve and not the budget. We are currently short 7 employees, the hiring process has slowed down, however the smaller offices, see the effects on a greater basis and will require more immediate replacement. Road work continues. Police overtime is being monitored. Norton Mill environmental testing will use a grant. Opengov is being held as well as the PT position in Building & Planning. School Budget under a freeze (Brad Bernier agreed) First Selectman would like to discuss further, at a later date, the inclusion of payouts into the budget. He would also like to discuss further the issuance of Town credit/purchasing cards.

**9. NEW BUSINESS**

- a. **2017/18 Budget Process Review** R. Tarlov tabled to next meeting

**10. OLD BUSINESS**

- a. **Budget Update – Discussion and Possible Action** There is no update at this point. The State of Connecticut still has not reached a decision.
- b. **Board of Finance Objectives and Initiatives – Review and Update** Chief Cox presented on the Fire/EMS department. Cheryl to present next meeting regarding the program fund. R. Lepore asked that the budget presenters put forth a presentation with what they feel will be in the budget and then a list of things they would like if money were to become available. A meeting with Lockton is scheduled for August 10<sup>th</sup>. Opengov is on hold until the State Budget is known. M. Cosgrove stated that she will be filing with the State an EDO11 form that has every grant the town received. This may help the BOF with the questions on what grants the Town/BOE used this past year.

**11. LIAISONS' REPORTS**

A. Migliaccio reported that for the first time in 6 months the Police Commission is running with a full board. Computer equipment that was purchased to connect the computers in the cars to the station is not working properly. A. Shilosky will be calling the company to get resolution.

**12. CITIZENS COMMENTS**

None

**13. ADJOURNMENT**

A. Migliaccio MOTIONED to adjourn the meeting at 8:29 pm, SECONDED by S. Lowe. All members present voted in favor. MOTION CARRIED.

Respectfully Submitted,

*Joanie Campbell*, Clerk

**Attachments:**

August Budget Transfers  
Chief Cox Presentation  
BOF Initiatives and Objectives

**From:** jmcnair3 <[jmcnair3@comcast.net](mailto:jmcnair3@comcast.net)>

**Sent:** Sunday, August 6, 2017 8:04 PM

**To:** Robert Tarlov

**Subject:** The role of BOF

Rob,

Good day. I am writing a post about the role of the BOF. One aspect is if one role is a watchdog. Spending versus budget. Efficacy of spending. Minimizing risk. Planning for future. I'd love to get your thoughts. Thx

**From:** Robert Tarlov [<mailto:BOFChair@colchesterct.gov>]

**Sent:** Monday, August 7, 2017 12:25 PM

**To:** jmcnair3 <[jmcnair3@comcast.net](mailto:jmcnair3@comcast.net)>

**Subject:** Re: The role of BOF

I have some time free tomorrow morning or after 3:00. Wednesday after 5:00. Then not again until Friday, up to 5:00.

Rob Tarlov, Chairman, Board of Finance

860-608-4293

**From:** James D McNair III <[jmcnair3@comcast.net](mailto:jmcnair3@comcast.net)>

**Sent:** Tuesday, August 8, 2017 7:13 AM

**To:** Robert Tarlov

**Subject:** cancelling call today?

Rob,

I rethought my approach. My thought is addressing the following to the entire Board. That way it gets past your comments being seen as not speaking for entire Board. I'll send the document to you for comment prior. The genesis of this query comes from common comments I keep hearing. The gist is:

People are busy struggling to meet the day to day and have no time to stay on top of the finances of Town. The follow up is that is why we elect our Boards. When I ask by "being on top" do you mean spending versus approved budgets or how well. The common answer is both. There is no doubt the BOF stays on top of spending versus the adopted Budget for Town. They have no authority over spending versus Budget for the BoE.

The issue then to me is if it is the role of the BoF to address how well for the Town? If so, how is that done by the BOF? The other follow up is when the BoF sets spending recommendations for BOE budget referendums should they ask how well?

Now it recall a past conversation that the public may have too high expectations because the BOF members are unpaid volunteers that may or may not have the background or time to do a lot of independent digging.

I think it will serve the public to help manage expectations.

Thoughts about this approach?

Thanks,

James

**From:** Robert Tarlov  
**Sent:** Tuesday, August 8, 2017 8:48 AM  
**To:** James D McNair III  
**Subject:** Re: cancelling call today?

We have discussed these things at Board meetings in the past, but other than minutes which partially recorded these discussions, and did so over a number of meetings, there was no concise record of the conclusions from those discussions. Since then we have added 4 new board members who were not part of those discussions, so they in addition to the citizens have no clear understanding of what prior BOF members felt their responsibilities and limitations are.

Some of those limitations are by statute, others are of practicality.

The prior discussions were part of the Board's Objectives and Initiatives. It still shows on that report as a completed item. I will reopen that item for the Board to discuss prioritization it relative to our other future action items.

Rob

Rob Tarlov, Chairman, Board of Finance  
860-608-4293

**From:** James D McNair III [jmcnair3@comcast.net](mailto:jmcnair3@comcast.net)  
**Sent:** Tuesday, August 8, 2017 9:35 AM  
**To:** Robert Tarlov  
**Subject:** RE: cancelling call today?

Understood and several great points. Perhaps, like creating a mission statement, a one page document could be produced that addresses the lack of clarity on the parts of citizens and help new members.

---

**From:** Robert Tarlov  
**Sent:** Tuesday, August 8, 2017 10:56 AM  
**To:** deee bouchard  
**Cc:** Board of Finance Members; Art Shilosky; Ronald Goldstein  
**Subject:** Your Facebook Post

Deanna,

I do not look at Facebook unless tagged. On this post you tagged all members of BOF, including myself.

You tagged me a second time after stating that "Big Brother is watching". If you don't want Big Brother watching, don't tag me.

When I saw the misinformation in your post, I emailed the Board of Finance members, with a copy to the First Selectman, the following correct information should they be asked about the post:

*I see where we were all tagged on the Facebook post below. The poster is misinformed.*

*Art reviewed this at our last meeting. As two members were not present, I provide the following for your information.*

*Gail Therrien, the full time clerk in P&Z, unexpectedly announced her retirement.*

*This is not the part time position that was included in the budget.*

*As Art stated at last week's meeting, he has delayed the hiring of the part time P&Z clerk.*

*As Art also reported, we currently have 7 vacant positions. In situations where we have multiple positions or seasonal loads, such as Public Works, he has delayed hiring or slowed down the hiring process. In other situations, such as P&Z where we have one position that is responsible for all the work, or situations such as the Tax Collector's department, where one position cannot meet the work load, he needs to replace the positions as soon as possible. In the Tax Collector's office we are currently using a temp.*

*The First Selectman has no authority over the School budget or their plans. BOF has slightly more authority than the First Selectman in that BOF has authority on the bottom line of the School Budget.*

*As a BOF member I want to know the impacts of the bottom line number we provide to the BOE, but ultimately how they reach that number or manage to that number post referendum is solely within their authority as provided through State Statute.*

*The First Selectman, and the Board of Finance at our meetings, are consistently asked questions about BOE line item spending, and now BOE plans for spending reductions to meet a possible overall budget reduction. These questions should be asked at Board of Education meetings where the statutory authority and knowledge of these plans reside. I believe they are meeting tonight.*

Rob Tarlov, Chairman, Board of Finance  
860-608-4293

---

**From:** James D McNair III <jmcnair3@comcast.net>  
**Sent:** Thursday, August 10, 2017 10:22 AM  
**To:** Robert Tarlov  
**Subject:** "slush funds"????

Rob,

Buried in the August 8<sup>th</sup> info packet is this interesting document. How is this all being accounted so voters can properly follow the money? Why is there a surplus if district keeps stating more tax dollars are needed to fund critical needs?

Just curious about your thoughts how the BoF should be involved, if at all, in this.

Thanks,

James

**From:** Robert Tarlov  
**Sent:** Friday, August 11, 2017 5:49 AM

**To:** James D McNair III  
**Subject:** Re: "slush funds"???

After learning of this, I had already added it to our next agenda..

Rob Tarlov, Chairman, Board of Finance  
860-608-4293

---

**From:** James D McNair III <jmcnair3@comcast.net>  
**Sent:** Wednesday, August 9, 2017 6:50 AM  
**To:** Robert Tarlov  
**Subject:** color code for goals and priorities

Rob,

I am reviewing the chart and wondering if there is a color code.

Text in green, purple and blue versus black?

Shading of boxes e.g. "communications off season"

Thanks,

James

**From:** Robert Tarlov  
**Sent:** Friday, August 11, 2017 5:49 AM  
**To:** James D McNair III  
**Subject:** Re: color code for goals and priorities

Green print, already scheduled for, or in process of discussion


Purple print or purple shading, already done.

Blue print or blue shading have had previous discussion, needs a future scheduling date for more discussion or for annual review

Shaded green - decision was made to continue the annual budget discussion (beginning in September). These items are a compilation of things that have been carried on the list since I began using it, some have been discussed already, some completed, some not. Some that never got to the discussion phase as board did not consider them a priority or we just didn't have time. Others are new items that have been added.

Rob Tarlov, Chairman, Board of Finance  
860-608-4293





# *Town of Colchester, Connecticut*

## **OFFICE OF THE TAX COLLECTOR**

127 Norwich Avenue, Colchester, Connecticut 06415

---

TO: Board of Finance  
FROM: Michele Wyatt, Tax Collector  
DATE: August 11, 2017  
RE: Report of Tax Collector

I am unable to attend the August 16, 2017 Board of Finance Meeting and, therefore, submitting this written report in lieu of my attendance.

### **Real Estate and Personal Property Taxes**

The tax office mailed 1,017 delinquent and demand notices on August 4 for any taxes for the 2016 Grand List that were outstanding. The office will be sending out another set of bills in September. In addition to sending out bills for the 2016 Grand List the office is taking an active approach in the collection of motor vehicle delinquencies and sent out 250 notices for past due taxes the beginning of August. The office will continue to work hard resolving delinquency issues with the tax payers.

### **Department of Motor Vehicle**

DMV had another upgrade to their system during the last two weeks of July. It has seemed to resolve itself however there were a few customers who we were unable to clear on a timely manner – all as a result of this new DMV upgrade. The office worked very closely with our contacts with DMV and the taxpayers to get the matter resolved.

### **Assistant Tax Collector – Open Position**

We are still in the process of hiring the assistant tax collector. We will be conducting verbal interviews next week.

Please feel free to contact me at any time if you have any questions

Sincerely,  
Michele Wyatt  
Tax Collector.

POSTED BATCH REPORT BY BILLING YEAR

OFFICE OF TAX COLLECTOR		OFFICE OF THE TAX COLLECTOR		TYPE: TOWN	CASH: TOWN	DATE: 08/03/2017	TIME: 13:22:47	PAGE: 1										
TOTAL ONLY : YES		BATCH# 0	TERM# 0	PAY DATE : 07/01/2017	TO 07/31/2017	CYCLE : 00	- ALL PAY TYPE : ALL	TAX/DEF : Tax	and Deferred	TYPE : 00	- ALL BILLS							
BILL #	S	TAXPAYER	TYPE	TOWN	INTEREST	LIEN	FEES	B-INT	TOTAL	DATE-PAID	TP	OVR	TER#	BATCH#	SEQ# #	CLK	BK	AL
TOT REAL [1]				0.00	100.00	0.00	0.00	0.00	100.00		P	D	82	1296	15			
TOTAL:				0.00	100.00	0.00	0.00	0.00	100.00									
TOT MV [1]				0.00	10.00	0.00	0.00	0.00	10.00		P	D	5	234	47			
TOTAL:				0.00	10.00	0.00	0.00	0.00	10.00									
TOT YR 2000 [2]				0.00	110.00	0.00	0.00	0.00	110.00		ADJ	=			0.00			
TOTAL:				0.00	110.00	0.00	0.00	0.00	110.00									
TOT MV [2]				43.22	126.60	0.00	0.00	0.00	169.82		P	D	82	1296	24			
TOTAL:				43.22	126.60	0.00	0.00	0.00	169.82									
TOT YR 2001 [2]				43.22	126.60	0.00	0.00	0.00	169.82		ADJ	=			0.00			
TOTAL:				43.22	126.60	0.00	0.00	0.00	169.82									
TOT MV [2]				23.98	110.79	0.00	0.00	0.00	134.77		P	D	82	1284	17			
TOTAL:				23.98	110.79	0.00	0.00	0.00	134.77									
TOT YR 2002 [2]				23.98	110.79	0.00	0.00	0.00	134.77		ADJ	=			0.00			
TOTAL:				23.98	110.79	0.00	0.00	0.00	134.77									
TOT PERS [1]				35.10	62.13	0.00	6.00	0.00	103.23		P		82	1293	5			
TOTAL:				35.10	62.13	0.00	6.00	0.00	103.23									
TOT YR 2003 [1]				35.10	62.13	0.00	6.00	0.00	103.23		ADJ	=			0.00			
TOTAL:				35.10	62.13	0.00	6.00	0.00	103.23									
TOT MVS [2]				0.00	656.51	0.00	0.00	0.00	656.51		P	P	82	1304	24			
TOTAL:				0.00	656.51	0.00	0.00	0.00	656.51									
TOT YR 2004 [2]				0.00	656.51	0.00	0.00	0.00	656.51		ADJ	=			0.00			
TOTAL:				0.00	656.51	0.00	0.00	0.00	656.51									
TOT PERS [3]				2,097.24	7,097.00	0.00	6.00	0.00	9,200.24		P		82	1286	34			
TOTAL:				2,097.24	7,097.00	0.00	6.00	0.00	9,200.24									
TOT YR 2005 [3]				2,097.24	7,097.00	0.00	6.00	0.00	9,200.24		ADJ	=			0.00			
TOTAL:				2,097.24	7,097.00	0.00	6.00	0.00	9,200.24									
TOT PERS [1]				3.26	0.00	0.00	0.00	0.00	3.26		P		1	19	41			
TOTAL:				3.26	0.00	0.00	0.00	0.00	3.26									
TOT YR 2006 [1]				3.26	0.00	0.00	0.00	0.00	3.26		ADJ	=			0.00			
TOTAL:				3.26	0.00	0.00	0.00	0.00	3.26									
TOT PERS [1]				0.00	42.50	0.00	0.00	0.00	42.50		P	D	82	1306	20			
TOTAL:				0.00	42.50	0.00	0.00	0.00	42.50									
TOT YR 2007 [1]				0.00	42.50	0.00	0.00	0.00	42.50		ADJ	=			0.00			
TOTAL:				0.00	42.50	0.00	0.00	0.00	42.50									
TOT PERS [1]				6.38	0.00	0.00	0.00	0.00	6.38		P	P	5	233	2			
TOTAL:				6.38	0.00	0.00	0.00	0.00	6.38									
TOT YR 2008 [1]				6.38	0.00	0.00	0.00	0.00	6.38		ADJ	=			0.00			
TOTAL:				6.38	0.00	0.00	0.00	0.00	6.38									
TOT PERS [1]				101.42	4.56	0.00	0.00	0.00	105.98		P	P	5	233	3			







Delinquent Report

OFFICE OF THE TAX COLLECTOR As Of Date 07/31/2017 Cash Type : TOWN

Date: 08/03/2017 Page: 1

Conditions : Year 2001 To 2016 Dist To Order By Bill Number Include Susp : No Recap by Bank : No Recap by District No Tax/Def All

Bill #	S-D	Name	TOT Tax	TOT Adj	TOT Paid	Tax Due	INT Due	Lien Due	Fee Due	Bint Due	Total Due
TOT REAL	# Of Accts:	7	4,236.54	0.00	2,358.89	1,877.65	4,845.40	168.00	0.00	0.00	6,891.05
TOT PERS	# Of Accts:	8	4,995.05	705.60	0.00	5,700.65	14,793.96	0.00	0.00	0.00	20,494.61
TOT MV	# Of Accts:	3	221.38	0.00	0.00	221.38	601.05	0.00	0.00	0.00	822.43
YEAR 2001	# Of Accts:	18	9,452.97	705.60	2,358.89	7,799.68	20,240.41	168.00	0.00	0.00	28,208.09
TOT REAL	# Of Accts:	9	5,271.87	0.00	22.85	5,249.02	12,311.08	192.00	0.00	0.00	17,752.10
TOT PERS	# Of Accts:	15	7,637.88	0.00	0.00	7,637.88	18,491.87	0.00	12.00	0.00	26,141.75
TOT MVS	# Of Accts:	1	20.52	0.00	0.00	20.52	50.17	0.00	0.00	0.00	70.69
YEAR 2002	# Of Accts:	25	12,930.27	0.00	22.85	12,907.42	30,853.12	192.00	12.00	0.00	43,964.54
TOT REAL	# Of Accts:	10	5,788.35	0.00	0.00	5,788.35	13,374.85	240.00	0.00	0.00	19,403.20
TOT PERS	# Of Accts:	30	13,009.78	0.00	0.00	13,009.78	29,949.97	24.00	42.00	0.00	43,025.75
TOT MV	# Of Accts:	3	253.75	0.00	0.00	253.75	597.58	0.00	0.00	0.00	851.33
YEAR 2003	# Of Accts:	43	19,051.88	0.00	0.00	19,051.88	43,922.40	264.00	42.00	0.00	63,280.28
TOT REAL	# Of Accts:	9	3,927.55	0.00	985.52	2,942.03	6,268.67	216.00	0.00	0.00	9,426.70
TOT PERS	# Of Accts:	34	13,283.26	0.00	106.35	13,176.91	28,518.36	24.00	36.00	0.00	41,755.27
TOT MV	# Of Accts:	6	1,888.18	45.72	0.00	1,933.90	4,117.08	0.00	0.00	0.00	6,050.98
TOT MVS	# Of Accts:	2	724.67	372.40	0.00	1,097.07	2,041.60	0.00	0.00	0.00	3,138.67
YEAR 2004	# Of Accts:	51	19,823.66	418.12	1,091.87	19,149.91	40,945.71	240.00	36.00	0.00	60,371.62
TOT REAL	# Of Accts:	9	4,812.09	0.00	864.24	3,947.85	7,404.53	216.00	0.00	0.00	11,568.38
TOT PERS	# Of Accts:	12	8,878.60	0.00	0.00	8,878.60	14,669.04	0.00	0.00	0.00	23,547.64
TOT MV	# Of Accts:	4	2,388.17	0.00	0.00	2,388.17	4,764.40	0.00	0.00	0.00	7,152.57
TOT MVS	# Of Accts:	1	117.25	0.00	0.00	117.25	223.36	0.00	0.00	0.00	340.61
YEAR 2005	# Of Accts:	26	16,196.11	0.00	864.24	15,331.87	27,061.33	216.00	0.00	0.00	42,609.20
TOT REAL	# Of Accts:	8	3,720.30	-47.88	4.20	3,668.22	6,490.69	192.00	0.00	0.00	10,350.91
TOT PERS	# Of Accts:	47	16,275.76	-209.49	19.27	16,047.00	29,039.44	0.00	42.00	0.00	45,128.44
TOT MV	# Of Accts:	211	27,309.32	-344.34	476.51	26,488.47	47,676.40	0.00	6.00	0.00	74,170.87

Delinquent Report

OFFICE OF THE TAX COLLECTOR As Of Date 07/31/2017 Cash Type : TOWN

Date: 08/03/2017 Page: 2

Conditions : Year 2001 To 2016 Dist To Order By Bill Number Include Susp : No Recap by Bank : No Recap by District No Tax/Def All

Bill #	S-D	Name	TOT Tax	TOT Adj	TOT Paid	Tax Due	INT Due	Lien Due	Fee Due	Bint Due	Total Due
TOT MVS	# Of Accts:	47	5,309.77	0.00	207.15	5,102.62	8,793.59	0.00	0.00	0.00	13,896.21
YEAR 2006	# Of Accts:	313	52,615.15	-601.71	707.13	51,306.31	92,000.12	192.00	48.00	0.00	143,546.43
TOT REAL	# Of Accts:	8	2,945.30	0.00	0.00	2,945.30	4,683.65	192.00	0.00	0.00	7,820.95
TOT PERS	# Of Accts:	45	23,755.51	0.00	9,848.30	13,907.21	22,479.78	0.00	78.00	0.00	36,464.99
TOT MV	# Of Accts:	205	28,589.29	-171.89	175.41	28,241.99	45,993.74	0.00	0.00	0.00	74,235.73
TOT MVS	# Of Accts:	44	4,804.73	66.82	599.14	4,272.41	6,596.77	0.00	0.00	0.00	10,869.18
YEAR 2007	# Of Accts:	302	60,094.83	-105.07	10,622.85	49,366.91	79,753.94	192.00	78.00	0.00	129,390.85
TOT REAL	# Of Accts:	8	3,159.72	-104.06	104.06	2,951.60	4,148.02	192.00	0.00	0.00	7,291.62
TOT PERS	# Of Accts:	20	20,131.35	0.00	0.00	20,131.35	29,291.09	0.00	18.00	0.00	49,440.44
TOT MV	# Of Accts:	200	25,116.86	-86.08	616.03	24,414.75	35,053.02	0.00	12.00	0.00	59,479.77
TOT MVS	# Of Accts:	32	2,210.85	-7.90	10.37	2,192.58	2,988.97	0.00	0.00	0.00	5,181.55
YEAR 2008	# Of Accts:	260	50,618.78	-198.04	730.46	49,690.28	71,481.10	192.00	30.00	0.00	121,393.38
TOT REAL	# Of Accts:	8	3,133.78	0.00	0.00	3,133.78	3,855.21	192.00	0.00	0.00	7,180.99
TOT PERS	# Of Accts:	15	7,929.16	0.00	0.00	7,929.16	9,734.72	0.00	18.00	0.00	17,681.88
TOT MV	# Of Accts:	180	23,507.49	-12.04	1,143.59	22,351.86	28,401.86	0.00	24.00	0.00	50,777.72
TOT MVS	# Of Accts:	36	2,094.07	-165.51	0.00	1,928.56	2,285.35	0.00	0.00	0.00	4,213.91
YEAR 2009	# Of Accts:	239	36,664.50	-177.55	1,143.59	35,343.36	44,277.14	192.00	42.00	0.00	79,854.50
TOT REAL	# Of Accts:	12	6,405.73	0.00	1,454.94	4,950.79	4,076.99	240.00	0.00	0.00	9,267.78
TOT PERS	# Of Accts:	23	6,085.12	-106.50	1,106.02	4,872.60	4,978.79	0.00	6.00	0.00	9,857.39
TOT MV	# Of Accts:	215	28,771.60	-50.14	519.22	28,202.24	30,829.03	0.00	12.00	0.00	59,043.27
TOT MVS	# Of Accts:	42	4,017.84	-17.16	0.00	4,000.68	4,020.68	0.00	0.00	0.00	8,021.36
YEAR 2010	# Of Accts:	292	45,280.29	-173.80	3,080.18	42,026.31	43,905.49	240.00	18.00	0.00	86,189.80
TOT REAL	# Of Accts:	14	7,436.16	749.32	194.16	7,991.32	5,882.02	312.00	0.00	0.00	14,185.34
TOT PERS	# Of Accts:	33	15,585.70	5.22	3,041.82	12,549.10	10,543.38	0.00	38.00	0.00	23,130.48
TOT MV	# Of Accts:	206	31,193.60	-315.64	432.24	30,445.72	27,486.14	0.00	20.00	0.00	57,951.86

Delinquent Report	OFFICE OF THE TAX COLLECTOR As Of Date 07/31/2017										Cash Type : TOWN	Date: 08/03/2017 Page: 3			
Conditions :	Year 2001 To 2016	Dist To	Order By	Bill Number	Include	Susp :	No Recap	by Bank	: No Recap	by District	No Tax/Def	All			
Bill #	S-D	Name	TOT Tax	TOT Adj	TOT Paid	Tax Due	INT Due	Lien Due	Fee Due	Bint Due	Total Due				
TOT MVS	# Of Accts:	54	10,730.01	0.00	479.92	10,250.09	8,547.66	0.00	0.00	0.00	18,797.75				
YEAR 2011	# Of Accts:	307	64,945.47	438.90	4,148.14	61,236.23	52,459.20	312.00	58.00	0.00	114,065.43				
TOT REAL	# Of Accts:	14	9,844.05	0.00	1,012.87	8,831.18	6,055.97	336.00	0.00	0.00	15,223.15				
TOT PERS	# Of Accts:	36	19,940.12	0.00	996.00	18,944.12	12,830.21	0.00	24.00	0.00	31,798.33				
TOT MV	# Of Accts:	203	33,409.16	839.59	1,648.58	32,600.17	23,420.45	0.00	6.00	0.00	56,026.62				
TOT MVS	# Of Accts:	33	3,473.94	25.22	188.30	3,310.86	1,946.86	0.00	0.00	0.00	5,257.72				
YEAR 2012	# Of Accts:	286	66,667.27	864.81	3,845.75	63,686.33	44,253.49	336.00	30.00	0.00	108,305.82				
TOT REAL	# Of Accts:	21	31,600.30	0.00	9,401.53	22,198.77	9,274.79	432.00	0.00	0.00	31,905.56				
TOT PERS	# Of Accts:	42	18,757.14	1,503.74	2,506.24	17,754.64	8,684.15	0.00	42.00	0.00	26,480.79				
TOT MV	# Of Accts:	216	34,796.30	-306.33	658.16	33,831.81	18,637.84	0.00	6.00	0.00	52,475.65				
TOT MVS	# Of Accts:	67	9,680.63	-116.02	875.45	8,689.16	4,064.73	0.00	0.00	0.00	12,753.89				
YEAR 2013	# Of Accts:	346	94,834.37	1,081.39	13,441.38	82,474.38	40,661.51	432.00	48.00	0.00	123,615.89				
TOT REAL	# Of Accts:	40	86,117.37	276.84	31,656.26	54,737.95	12,799.46	936.00	0.00	0.00	68,473.41				
TOT PERS	# Of Accts:	33	15,657.78	1,803.45	873.43	16,587.80	5,934.38	0.00	36.00	0.00	22,558.18				
TOT MV	# Of Accts:	324	52,593.85	-365.41	1,065.16	51,163.28	18,901.21	0.00	12.00	0.00	70,076.49				
TOT MVS	# Of Accts:	95	10,465.94	10.61	548.22	9,928.33	2,626.98	0.00	0.00	0.00	12,555.31				
YEAR 2014	# Of Accts:	492	164,834.94	1,725.49	34,143.07	132,417.36	40,262.03	936.00	48.00	0.00	173,663.39				
TOT REAL	# Of Accts:	100	322,938.70	-2,820.54	95,909.61	224,208.55	25,776.82	2,230.24	0.00	0.00	252,215.61				
TOT PERS	# Of Accts:	48	23,900.53	2,060.46	4,942.10	21,018.89	3,573.23	0.00	120.00	0.00	24,712.12				
TOT MV	# Of Accts:	603	101,220.56	7,311.74	4,023.33	104,508.97	18,922.26	0.00	18.00	0.00	123,449.23				
TOT MVS	# Of Accts:	303	44,647.26	3,493.63	1,055.01	47,085.88	4,383.03	0.00	20.00	0.00	51,488.91				
YEAR 2015	# Of Accts:	1054	492,707.05	10,045.29	105,930.05	396,822.29	52,655.34	2,230.24	158.00	0.00	451,865.87				
TOT REAL	# Of Accts:	1	0.00	0.00	0.00	0.00	0.00	0.00	20.00	0.00	20.00				
TOT PERS	# Of Accts:	334	292,306.10	2,319.31	5,975.76	288,649.65	0.00	0.00	0.00	0.00	288,649.65				
YEAR 2016	# Of Accts:	335	292,306.10	2,319.31	5,975.76	288,649.65	0.00	0.00	20.00	0.00	288,669.65				
GRAND TOTAL	# Of Accts:	4389	1,499,023.64	16,342.74	188,106.21	1,327,260.17	724,732.33	6,334.24	668.00	0.00	2,058,994.74				













**GRAND RATEBOOK BALANCE SHEET REPORT**  
**OFFICE OF THE TAX COLLECTOR**  
**GRAND LIST YEAR 2016**

\*Year: 2001 To 2016, Pay Date: 07/31/2017, Time: 08/10/2017 02:40:55 pm All

Page: 6

YEAR/TYPE	ACTS	BEGINNING BALANCE	LAWFUL INC.	CORRECTIONS DEC.	TAXES COLLECTABLE	CURRENT SUSPENSE	TAXES/BINT PAID	INTEREST PAID	L+FEES PAID	TOTAL PAID	OVER PAID	UNCOLLECTED TAXES
(A) PERS	55	12,549.10	0.00	0.00	12,549.10	0.00	0.00	0.00	0.00	0.00	0.00	12,549.10
(S) PERS	4	3,347.27	0.00	0.00	3,347.27	0.00	0.00	0.00	0.00	0.00	0.00	3,347.27
(A) MV	463	30,445.64	0.00	0.00	30,445.64	0.00	0.00	21.25	0.00	21.25	-0.08	30,445.64
(S) MV	16	2,063.48	0.00	0.00	2,063.48	0.00	0.00	0.00	0.00	0.00	0.00	2,063.48
(A) MVS	166	10,690.81	0.00	0.00	10,690.81	0.00	440.72	372.35	0.00	813.07	0.00	10,250.09
(S) MVS	19	20,453.08	0.00	0.00	20,453.08	0.00	0.00	0.00	0.00	0.00	0.00	20,453.08
<b>(A) YR: 2011</b>	<b>747</b>	<b>62,952.34</b>	<b>0.00</b>	<b>-86.40</b>	<b>62,865.94</b>	<b>0.00</b>	<b>1,629.79</b>	<b>782.57</b>	<b>0.00</b>	<b>2,412.36</b>	<b>-0.08</b>	<b>61,236.15</b>
<b>(S) YR: 2011</b>	<b>41</b>	<b>26,840.15</b>	<b>0.00</b>	<b>0.00</b>	<b>26,840.15</b>	<b>0.00</b>	<b>0.00</b>	<b>0.00</b>	<b>0.00</b>	<b>0.00</b>	<b>0.00</b>	<b>26,840.15</b>
<b>TOTAL 2011</b>	<b>788</b>	<b>89,792.49</b>	<b>0.00</b>	<b>-86.40</b>	<b>89,706.09</b>	<b>0.00</b>	<b>1,629.79</b>	<b>782.57</b>	<b>0.00</b>	<b>2,412.36</b>	<b>-0.08</b>	<b>88,076.30</b>
(A) REAL	142	12,541.32	0.00	-90.84	12,450.48	0.00	3,619.30	2,389.16	48.00	6,056.46	0.00	8,831.18
(S) REAL	2	1,420.14	0.00	0.00	1,420.14	0.00	0.00	0.00	0.00	0.00	0.00	1,420.14
(A) PERS	83	18,944.12	0.00	0.00	18,944.12	0.00	0.00	0.00	0.00	0.00	0.00	18,944.12
(S) PERS	6	5,161.84	0.00	0.00	5,161.84	0.00	20.72	53.86	0.00	74.58	0.00	5,141.12
(A) MV	850	32,865.37	0.00	0.00	32,865.37	0.00	265.20	389.15	0.00	654.35	0.00	32,600.17
(S) MV	21	6,822.63	0.00	0.00	6,822.63	0.00	0.00	0.00	0.00	0.00	0.00	6,822.63
(A) MVS	181	3,310.86	0.00	0.00	3,310.86	0.00	0.00	0.00	0.00	0.00	0.00	3,310.86
(S) MVS	2	71.92	0.00	0.00	71.92	0.00	0.00	0.00	0.00	0.00	0.00	71.92
<b>(A) YR: 2012</b>	<b>1,256</b>	<b>67,661.67</b>	<b>0.00</b>	<b>-90.84</b>	<b>67,570.83</b>	<b>0.00</b>	<b>3,884.50</b>	<b>2,778.31</b>	<b>48.00</b>	<b>6,710.81</b>	<b>0.00</b>	<b>63,686.33</b>
<b>(S) YR: 2012</b>	<b>31</b>	<b>13,476.53</b>	<b>0.00</b>	<b>0.00</b>	<b>13,476.53</b>	<b>0.00</b>	<b>20.72</b>	<b>53.86</b>	<b>0.00</b>	<b>74.58</b>	<b>0.00</b>	<b>13,455.81</b>
<b>TOTAL 2012</b>	<b>1,287</b>	<b>81,138.20</b>	<b>0.00</b>	<b>-90.84</b>	<b>81,047.36</b>	<b>0.00</b>	<b>3,905.22</b>	<b>2,832.17</b>	<b>48.00</b>	<b>6,785.39</b>	<b>0.00</b>	<b>77,142.14</b>
(A) REAL	6,219	26,984.36	0.00	-61.14	26,923.22	0.00	9,360.18	1,315.77	72.00	10,747.95	-4,635.73	17,563.04
(A) PERS	1,004	18,286.35	0.00	0.00	18,286.35	0.00	545.84	638.06	6.00	1,189.90	-14.13	17,740.51



**GRAND RATEBOOK BALANCE SHEET REPORT**  
**OFFICE OF THE TAX COLLECTOR**  
**GRAND LIST YEAR 2016**

\*Year: 2001 To 2016, Pay Date: 07/31/2017, Time: 08/10/2017 02:42:51 pm All

Page: 8

YEAR/TYPE	ACTS	BEGINNING BALANCE	LAWFUL INC.	CORRECTIONS DEC.	TAXES COLLECTABLE	CURRENT SUSPENSE	TAXES/BINT PAID	INTEREST PAID	L+FEES PAID	TOTAL PAID	OVER PAID	UNCOLLECTED TAXES
(A) MVS	3,148	52,646.08	275.72	-0.01	52,921.79	0.00	6,288.46	609.25	0.00	6,897.71	-728.27	46,633.33
(S) MVS	1	132.82	0.00	0.00	132.82	0.00	0.00	0.00	0.00	0.00	0.00	132.82
(A) YR: 2015	26,939	369,269.03	478.18	-667.86	369,079.35	0.00	46,879.42	6,735.67	150.00	53,765.09	-74,898.08	322,199.93
(S) YR: 2015	5	808.42	0.00	0.00	808.42	0.00	0.00	0.00	0.00	0.00	0.00	808.42
<b>TOTAL 2015</b>	<b>26,944</b>	<b>370,077.45</b>	<b>478.18</b>	<b>-667.86</b>	<b>369,887.77</b>	<b>0.00</b>	<b>46,879.42</b>	<b>6,735.67</b>	<b>150.00</b>	<b>53,765.09</b>	<b>-74,898.08</b>	<b>323,008.35</b>
(A) Prior Total		1,031,017.21	478.18	-1,246.10	1,030,249.29	0.00	80,742.97	20,232.00	354.00	101,328.97	-89,379.92	949,506.32
(S) Prior Total		433,204.18	0.00	0.00	433,204.18	0.00	2,185.16	5,100.76	6.00	7,291.92	0.00	431,019.02
Prior Year	85,077	1,464,221.39	478.18	-1,246.10	1,463,453.47	0.00	82,928.13	25,332.76	360.00	108,620.89	-89,379.92	1,380,525.34
(A) REAL	6,263	33,323,473.41	3,865.38	-27,163.28	33,300,175.51	0.00	15,809,580.00	0.00	0.00	15,809,580.00	-1,047.55	17,490,595.51
(A) PERS	1,024	1,483,524.46	2,319.31	-7,127.82	1,478,715.95	0.00	1,190,094.79	0.00	0.00	1,190,094.79	-28.49	288,621.16
(A) YR: 2016	7,287	34,806,997.87	6,184.69	-34,291.10	34,778,891.46	0.00	16,999,674.79	0.00	0.00	16,999,674.79	-1,076.04	17,779,216.67
(A) Grand Total	90,533	35,838,015.08	6,662.87	-35,537.20	35,809,140.75	0.00	17,080,417.76	20,232.00	354.00	17,101,003.76	-90,455.96	18,728,722.99
(S) Grand Total	1,831	433,204.18	0.00	0.00	433,204.18	0.00	2,185.16	5,100.76	6.00	7,291.92	0.00	431,019.02
<b>Grand Total</b>	<b>92,364</b>	<b>36,271,219.26</b>	<b>6,662.87</b>	<b>-35,537.20</b>	<b>36,242,344.93</b>	<b>0.00</b>	<b>17,082,602.92</b>	<b>25,332.76</b>	<b>360.00</b>	<b>17,108,295.68</b>	<b>-90,455.96</b>	<b>19,159,742.01</b>



# Colchester Parks and Recreation Department

The Issues in Recreation & Parks  
and Budgetary Needs

2017-2018

8/11/17

Presented by Cheryl Preston

# Qualifications

## Experience:

- \* 22 years in Recreation & Sports field
- \* 11 Years in Municipal Recreation

## Employment:

- \* Town of Colchester P&R Department
- \* Town of Groton P&R Department
- \* University of Hartford- Athletics Department
- \* Florida International University- Recreation Department
- \* UCONN Recreational Services

## Degree:

- \* MBA – Univ. of Hartford
- \* MS - Sport and Recreation Management- FIU
- \* BA -Political Science- UCONN

## Certification & Training Highlights:

- \* CPRP- Certified Park and Recreation Professional
- \* Director at Large of CRPA Executive Board and Legislative Committee since 2006
- \* Board Member- CT. Parks Association
- \* ICS 300 Certification thru FEMA for emergencies
- \* Master Gardener Certification
- \* Youth Mental First Aid
- \* Certified Lifeguard
- \* CPR and First Aid Instructor
- \* Certified Less Mills Fitness & Yoga Instructor

# The Value of Parks and Recreation

- \* Parks and Recreation have a positive impact on economics of a community, tax rates, health, criminal rates, etc. Every child that stays out of trouble is an investment
- \* Every sport team that comes to town to play a game or tournament contributes money into the community by visiting restaurants and retailers
- \* People live where they have a good quality of life and they love to live near nice parks.
- \* Living in a community with a good quality of life helps attract businesses and residents. Those residents become a potential pool of employees. The economy improves and everyone benefits
- \* Conversely, if you don't invest in the quality of life, less people want to live in that community, businesses suffer and taxes go up since fewer people are paying them

# Economic Impact of Parks and Recreation



# What does Parks and Recreation do?

*To create a healthy community through people, parks and programs.*

## **Description**

- \* Colchester Parks & Recreation strives to build a stronger, healthier, more active community by providing safe and attractive parks and facilities and offering interesting and exciting programs and events that bring our residents and tourist into our community.
- \* The Recreation Division administers a wide variety of programs and services for all ages and interests including:
  - \* Summer Day Camps
  - \* Instructional Programs & Sports
  - \* Trips
  - \* Special Events (57 Fest, Summer Concerts, Kids Fest, Food Fest, Trick or Trunk)
  - \* Community Theater, Orchestra, Dog Park
  - \* Support and endorse the Sport leagues
  - \* Scheduling Special Events on the Town Green
  - \* After-School Programs and more

## **Staffing**

- \* Recreation Manager (full time)
- \* Recreation Supervisor (full time)
- \* Recreation Specialist (full time) (funded through P&R Program Fund)
- \* Office Assistant (part-time)

# 2017 Accomplishments

- \* Created the Field/Sustainability Improvement Fund in collaboration with the Rec. Commission, Sports Leagues and Public Works
- \* Ran 60 programs per season, 4 seasons a year
- \* Improved and expanded the Food Festival
- \* Ran in-house Sport Camps
- \* Added a Kids Fest program as a scholarship fundraiser
- \* Saw positive growth in the Program Fund
- \* Raised \$8,000 for new arches for the town green

# 2017 Accomplishments

- \* Produced multiple large community events and served over 11,000 participants
- \* Coordinated the distribution of the town-wide Colchester Connections which comes out 4x per year
- \* Scheduled all Special Events user groups on the town green
- \* Scheduled all fields and schools space for the sport leagues
- \* Worked collaboratively with the schools, and other local groups to increase program offerings and improve the health and wellness for youth in Colchester
- \* Developed cooperative partnerships with local organizations and joined Colchester Community Partnership

# 2017 Accomplishments

- \* Supported, oversaw and advised several sponsored community groups
  - \* Colchester Civic Orchestra and Choir:
    - \* Produced 5 shows – have moved to a bigger venue at Bacon
    - \* Held 44 practice sessions a year for its 50 members
    - \* 500 people attended their performances
  - \* Colchester Community Theatre:
    - \* Consists of 95 dues paying members
    - \* Produced 2 musicals consisting of 135 cast members
    - \* Supports over 100 volunteers
    - \* 2,600 people attended their performances



# 2017 Accomplishments

- \* Supported, oversaw and advised several sponsored community groups
  - \* Colchester Dog Park:
    - \* Consists of 9 volunteer committee members
    - \* New president elected
    - \* Ran fundraising events generating approx. \$4,000
    - \* Added seasonal portable toilets to the park
    - \* Repaired benches, added mulch, added a storage bin to the park
  - \* Endorsed Sport Leagues that schedule fields and gyms throughout the year
    - \* Youth Leagues
      - \* Consists of 8 leagues that serve over 5000 of Colchester youth
    - \* Adult Leagues
      - \* Consists of 5 leagues that serve over 450 adults

# Original Intent Program Fund Account

- \* Fund history- In the red from 2008- 2013. I began in Nov 2011 and we started to see positive profits in FY13-14
- \* Intent of Fund: The monies collected through program registration fees is intended to be used for program expenses, as well as program enhancements and development.
- \* No intent to fund general overhead. Restricted to programs, activities and their associated costs.
- \* Examples of Expenditures:
  - \* Contracted program instructors, PT employees
  - \* Supplies and materials for programs and participants
  - \* Financial aid
  - \* Promotion of program



# New Needs 2017-2018

- \* Health care costs for the Recreation Specialist position
- \* Filling the open Program Supervisor position
- \* Decreasing general fund support- PF covering \$18K in 17-18
- \* Increasing rate of min. wage: \$10.10 in 2017 to \$11.00 in 2018
- \* Move Part-time Office Assistant to FT and add Marketing duties
- \* The increase in Special Needs participants at camps and programs
- \* Continue to build and maintain a fund balance in the Program Fund
- \* Create a cost recovery model for the Department
- \* Public Works/Parks Crew down by 3 staff
- \* Loss of gym and fields at WJJMS

# Cost Recovery

- \* Cost recovery for Recreation and Parks programs and services is a standard practice throughout the country. Determining a cost recovery rate addresses the policy question of how much of the service costs the public should support versus costs assessed to the participant.
- \* National benchmarks show that on average, parks and recreation departments recover approximately **34%** of their total annual operation budget through fees and charges.
- \* Working on a costs recovery plan in 2018 to guide us forward to Position the department for sustainability, Create great experiences & promote an active and healthy community

# Additional Needs

- \* Fund the increasing scholarship participant need
- \* Another large seasonal tent at Rec Plex for camp program use
- \* Need additional storage space- 2 sheds at the Rec Plex or cage space on 3<sup>rd</sup> floor
- \* Purchase a shelter & stage for Concerts & Special Events
- \* Purchase a Vehicle/Van for program use
- \* Create Dept. and Rec Plex revised Master Plan
- \* Utility golf cart with bed
- \* Meet the licensing requirement costs for camp

# Cost of Priority Needs 17-18

## Recreation

### **#1- Cover healthcare costs for the Recreation Specialist**

- \* Cost to the Program Fund: \$15-\$20,000**

### **#2- Re-build towards an increase in hours for an Office/Marketing Assistant**

- \* Cost to the Program Fund- \$20,000**

### **#3- Decreasing general fund support- Covering \$18K Software, Part time Office, Printing and other**

# Cost of Priority Needs 2017-18

## Recreation

### **#4- Utility golf cart with bed**

- \* Cost to Program Fund:– \$4,500**

### **#5- New Special Needs Summer camp**

- \* Cost to Program Fund:– \$12,000**

### **#6-Build a Healthy Fund Balance in the Program Fund**

**Maintain a fund balance- rainy day fund for emergencies**

- \* Fund Balance: 30-40% of the net in the fund**

### **#7- Continue to Fund Scholarship requests**

- \* Cost to Program Fund:– \$12,000**



# Cost of Priority Needs 2017-18

## Recreation

### #8- Additional Storage Space

Indoor or outdoor storage needed, 2 sheds at the Rec Plex or cage on 3rd floor

- \* **Cost to Program Fund:– \$8,000**

### #9- Shelter & Stage for Concerts & Special events

Protect the band and their equipment from the elements.

Gives a great professional presence to an event which will attract more sponsors and attendees, offer more events to impact economic development

- \* **Cost to Program Fund:– \$80,000**

# Cost of Priority Needs 2017-18

## Recreation

### **#10 Dept. and Rec. Complex Master Plan**

Revise our plan for the future and come up with a Cost Recovery plan for the department.

- \* **Cost to Program Fund:- \$20,000**

### **#11- Purchase a Vehicle/Van for program and camp use**

Lack of vehicle causes a lack of program options

- \* Usage: Day Camp and programs. Creation of new programs- Outdoor recreation, hiking, after school, meetings.
- \* **Cost to Program Fund :- \$30,000**

# Parks Priorities 17-2018 & Beyond


- \* **Tennis courts- New courts needed**
  - \* Cost: \$120,000
- \* **Playground equipment new & upgrades**
  - \* Cost: \$15,000
- \* **New Food Vending/Pavilion area at Rec Plex**
  - \* Cost: \$35,000- FY 18-19
- \* **Irrigation on all fields at RecPlex- Moved to field fund**
  - \* Cost: \$20,000 per field x 7 fields. Water costs per year of \$10,000
  - \* Total approx. cost \$140,000

# Priorities 2018 & Beyond Parks

- \* **Benches at the Splash Pad & in the park**
  - \* Cost: \$800 per bench x 4= \$3,200
- \* **Sand Volleyball Courts – 2-4 courts near tennis courts**
  - \* Cost: \$8,000
- \* **Additional Water Fountains at Rec Plex**
  - \* Cost: \$1,800 plus cost of water main extensions
- \* **Additional fields - Land purchase needed**
  - \* Cost: Unknown

# Priorities 2018 & Beyond Parks

- \* **Benches at the Town Green**
  - \* Cost: \$800 per bench x 4= \$3,200 – Possible grant funded
- \* **Gazebo roof structure- replacement at Town Green**
  - \* Cost: \$28 - \$30,000- Possible grant funded
- \* **More Arches/lights for the town green**
  - \* Cost: \$600 x 6= \$3,600



Never doubt that a small group of thoughtful, committed citizens can change the world; indeed, it's the only thing that ever has.

-Margaret Mead



Questions?

**Town of Colchester**  
**Y/E Accruals FY 15/16 - June 2017**

	Y/E Accruals	July 2016	Aug 2016	Sept 2016	Oct 2016	Nov 2016	Dec 2016	Jan 2017	Feb 2017	Mar 2017	Apr 2017	May 2017	June 2017	Total
<b>Balance, beginning of month</b>	<b>171,157.70</b>	<b>166,488.36</b>	<b>168,481.67</b>	<b>124,987.25</b>	<b>134,830.34</b>	<b>131,613.70</b>	<b>138,043.96</b>	<b>135,244.49</b>	<b>137,779.75</b>	<b>130,557.08</b>	<b>128,887.05</b>	<b>152,792.54</b>	<b>193,994.31</b>	<b>171,157.70</b>
Recreation Program Fees	27,408.02	33,977.79	17,290.57	31,153.99	10,127.63	19,026.50	12,045.00	11,592.94	3,420.85	7,281.50	35,187.40	51,626.29	81,983.89	342,122.37
Transfer from Camp Donation Fund	0.00	0.00	0.00	0.00	0.00	0.00	0.00	0.00	0.00	0.00	0.00	0.00	2,000.00	2,000.00
Transfer prior years Tennis fees	0.00	0.00	0.00	0.00	0.00	0.00	0.00	0.00	0.00	0.00	0.00	0.00	0.00	0.00
<b>Total Revenues</b>	<b>27,408.02</b>	<b>33,977.79</b>	<b>17,290.57</b>	<b>31,153.99</b>	<b>10,127.63</b>	<b>19,026.50</b>	<b>12,045.00</b>	<b>11,592.94</b>	<b>3,420.85</b>	<b>7,281.50</b>	<b>35,187.40</b>	<b>51,626.29</b>	<b>83,983.89</b>	<b>344,122.37</b>
Regular Payroll	1,386.00	1,731.84	3,148.80	4,723.20	3,148.80	3,148.80	3,148.80	3,148.80	3,148.80	4,723.20	3,148.80	3,148.80	3,148.80	40,903.44
Overtime	0.00	0.00	0.00	3,503.61	0.00	0.00	0.00	0.00	0.00	0.00	0.00	0.00	0.00	3,503.61
Contractual, Temporary, Occasional Payroll	17,522.46	19,492.39	36,423.58	2,728.53	1,912.50	708.05	419.40	420.28	668.89	1,493.69	2,387.23	679.87	5,840.38	90,697.25
Employee Related Insurance	0.00	20.97	10.80	31.14	10.80	31.14	41.94	10.80	20.97	31.14	0.00	20.97	20.97	251.64
FICA	1,529.72	1,727.53	3,216.26	1,121.19	609.06	483.96	461.89	461.96	480.98	758.97	612.44	481.81	869.83	12,815.60
Program Costs (non payroll)	11,639.18	9,011.75	17,985.55	9,203.23	7,663.11	8,224.29	10,772.44	5,015.84	6,323.88	1,944.53	5,133.44	6,093.07	14,304.09	113,314.40
<b>Total Expenses</b>	<b>32,077.36</b>	<b>31,984.48</b>	<b>60,784.99</b>	<b>21,310.90</b>	<b>13,344.27</b>	<b>12,596.24</b>	<b>14,844.47</b>	<b>9,057.68</b>	<b>10,643.52</b>	<b>8,951.53</b>	<b>11,281.91</b>	<b>10,424.52</b>	<b>24,184.07</b>	<b>261,485.94</b>
<b>Monthly Operating Gain (Loss)</b>	<b>(4,669.34)</b>	<b>1,993.31</b>	<b>(43,494.42)</b>	<b>9,843.09</b>	<b>(3,216.64)</b>	<b>6,430.26</b>	<b>(2,799.47)</b>	<b>2,535.26</b>	<b>(7,222.67)</b>	<b>(1,670.03)</b>	<b>23,905.49</b>	<b>41,201.77</b>	<b>59,799.82</b>	<b>82,636.43</b>
<b>Balance, end of month</b>	<b>166,488.36</b>	<b>168,481.67</b>	<b>124,987.25</b>	<b>134,830.34</b>	<b>131,613.70</b>	<b>138,043.96</b>	<b>135,244.49</b>	<b>137,779.75</b>	<b>130,557.08</b>	<b>128,887.05</b>	<b>152,792.54</b>	<b>193,994.31</b>	<b>253,794.13</b>	<b>253,794.13</b>



Town of Colchester														
Y/E Accruals FY 14/15 - June 2016														
	Y/E Accruals	July 2015	Aug 2015	Sept 2015	Oct 2015	Nov 2015	Dec 2015	Jan 2016	Feb 2016	Mar 2016	Apr 2016	May 2016	June 2016	Total
<b>Balance, beginning of month</b>	<b>103,287.85</b>	<b>85,216.18</b>	<b>84,213.57</b>	<b>52,712.22</b>	<b>57,156.51</b>	<b>49,899.40</b>	<b>51,097.60</b>	<b>43,233.33</b>	<b>44,461.23</b>	<b>41,998.88</b>	<b>49,553.71</b>	<b>57,826.21</b>	<b>121,190.52</b>	<b>103,287.85</b>
Recreation Program Fees	1,678.21	32,020.11	22,002.56	22,856.65	5,938.41	11,091.00	9,318.00	9,983.30	4,130.25	12,496.60	29,626.40	74,886.94	69,671.57	305,700.00
Transfer from Camp Donation Fund	0.00	0.00	0.00	0.00	0.00	0.00	0.00	0.00	0.00	0.00	0.00	0.00	2,000.00	2,000.00
Transfer prior years Tennis fees	0.00	0.00	0.00	0.00	0.00	0.00	0.00	0.00	0.00	0.00	0.00	0.00	0.00	0.00
<b>Total Revenues</b>	<b>1,678.21</b>	<b>32,020.11</b>	<b>22,002.56</b>	<b>22,856.65</b>	<b>5,938.41</b>	<b>11,091.00</b>	<b>9,318.00</b>	<b>9,983.30</b>	<b>4,130.25</b>	<b>12,496.60</b>	<b>29,626.40</b>	<b>74,886.94</b>	<b>71,671.57</b>	<b>307,700.00</b>
Regular Payroll	2,299.50	3,331.91	3,664.58	2,178.90	3,038.36	1,888.38	2,717.20	3,080.01	3,080.00	3,080.01	4,620.00	3,080.00	3,080.00	39,138.85
Overtime	0.00	0.00	0.00	0.00	0.00	0.00	0.00	0.00	0.00	0.00	0.00	0.00	0.00	0.00
Contractual, Temporary, Occasional Payroll	10,233.36	16,145.60	30,026.77	2,847.61	3,376.55	500.03	1,021.42	979.50	660.26	760.00	5,815.17	1,383.72	6,959.68	80,709.67
Employee Related Insurance	0.00	0.00	0.00	0.00	0.00	0.00	10.17	10.17	31.77	10.80	31.77	31.14	0.00	125.82
FICA	958.80	1,490.03	2,577.40	384.54	490.75	182.70	449.50	495.35	470.93	478.56	1,075.48	526.28	952.92	10,533.24
Program Costs (non payroll)	6,258.22	12,055.18	17,235.16	13,001.31	6,289.86	7,321.69	12,983.98	4,190.37	2,349.64	612.40	9,811.48	6,501.49	10,711.79	109,322.57
<b>Total Expenses</b>	<b>19,749.88</b>	<b>33,022.72</b>	<b>53,503.91</b>	<b>18,412.36</b>	<b>13,195.52</b>	<b>9,892.80</b>	<b>17,182.27</b>	<b>8,755.40</b>	<b>6,592.60</b>	<b>4,941.77</b>	<b>21,353.90</b>	<b>11,522.63</b>	<b>21,704.39</b>	<b>239,830.15</b>
<b>Monthly Operating Gain (Loss)</b>	<b>(18,071.67)</b>	<b>(1,002.61)</b>	<b>(31,501.35)</b>	<b>4,444.29</b>	<b>(7,257.11)</b>	<b>1,198.20</b>	<b>(7,864.27)</b>	<b>1,227.90</b>	<b>(2,462.35)</b>	<b>7,554.83</b>	<b>8,272.50</b>	<b>63,364.31</b>	<b>49,967.18</b>	<b>67,869.85</b>
<b>Balance, end of month</b>	<b>85,216.18</b>	<b>84,213.57</b>	<b>52,712.22</b>	<b>57,156.51</b>	<b>49,899.40</b>	<b>51,097.60</b>	<b>43,233.33</b>	<b>44,461.23</b>	<b>41,998.88</b>	<b>49,553.71</b>	<b>57,826.21</b>	<b>121,190.52</b>	<b>171,157.70</b>	<b>171,157.70</b>

**Town of Colchester**  
**Y/E Accruals FY 13/14 - June 2015**

	Y/E Accruals	July 2014	Aug 2014	Sept 2014	Oct 2014	Nov 2014	Dec 2014	Jan 2015	Feb 2015	Mar 2015	Apr 2015	May 2015	June 2015	Total
<b>Balance, beginning of month</b>	<b>27,871.80</b>	<b>29,498.79</b>	<b>36,695.70</b>	<b>7,158.38</b>	<b>17,058.38</b>	<b>16,198.93</b>	<b>17,954.07</b>	<b>12,202.33</b>	<b>13,918.36</b>	<b>16,140.97</b>	<b>15,574.74</b>	<b>29,651.62</b>	<b>66,684.71</b>	<b>27,871.80</b>
Recreation Program Fees	18,243.80	39,604.25	27,898.58	27,838.63	9,219.11	10,492.65	7,204.50	8,954.58	6,321.60	5,735.50	21,983.87	50,197.42	57,998.25	291,692.74
Transfer from Camp Donation Fund	0.00	0.00	0.00	0.00	0.00	0.00	0.00	0.00	0.00	0.00	0.00	0.00	0.00	0.00
Transfer prior years Tennis fees	0.00	0.00	0.00	0.00	0.00	0.00	0.00	0.00	0.00	0.00	0.00	0.00	(2,148.00)	(2,148.00)
<b>Total Revenues</b>	<b>18,243.80</b>	<b>39,604.25</b>	<b>27,898.58</b>	<b>27,838.63</b>	<b>9,219.11</b>	<b>10,492.65</b>	<b>7,204.50</b>	<b>8,954.58</b>	<b>6,321.60</b>	<b>5,735.50</b>	<b>21,983.87</b>	<b>50,197.42</b>	<b>55,850.25</b>	<b>289,544.74</b>
Regular Payroll	657.56	1,330.88	1,838.81	1,827.00	2,980.70	2,232.56	1,858.50	1,334.81	1,996.32	2,059.32	1,854.57	3,434.38	3,052.00	26,457.41
Overtime	0.00	0.00	6.53	0.00	0.00	0.00	0.00	0.00	0.00	0.00	0.00	0.00	0.00	6.53
Contractual, Temporary, Occasional Payroll	9,006.11	17,709.57	28,856.41	2,671.56	2,730.29	1,975.76	500.00	654.40	916.60	1,691.26	2,647.20	4,161.30	4,930.77	78,451.23
Employee Related Insurance	0.00	0.00	0.00	0.00	0.00	0.00	0.00	0.00	0.00	0.00	0.00	0.00	0.00	0.00
FICA	739.27	1,456.56	2,348.72	344.16	436.94	321.93	180.42	152.18	222.85	286.94	344.39	581.10	610.70	8,026.16
Program Costs (non payroll)	6,213.87	11,910.33	24,385.43	13,095.91	3,930.63	4,207.26	10,417.32	5,097.16	963.22	2,264.21	3,060.83	4,987.55	10,653.64	101,187.36
<b>Total Expenses</b>	<b>16,616.81</b>	<b>32,407.34</b>	<b>57,435.90</b>	<b>17,938.63</b>	<b>10,078.56</b>	<b>8,737.51</b>	<b>12,956.24</b>	<b>7,238.55</b>	<b>4,098.99</b>	<b>6,301.73</b>	<b>7,906.99</b>	<b>13,164.33</b>	<b>19,247.11</b>	<b>214,128.69</b>
<b>Monthly Operating Gain (Loss)</b>	<b>1,626.99</b>	<b>7,196.91</b>	<b>(29,537.32)</b>	<b>9,900.00</b>	<b>(859.45)</b>	<b>1,755.14</b>	<b>(5,751.74)</b>	<b>1,716.03</b>	<b>2,222.61</b>	<b>(566.23)</b>	<b>14,076.88</b>	<b>37,033.09</b>	<b>36,603.14</b>	<b>75,416.05</b>
<b>Balance, end of month</b>	<b>29,498.79</b>	<b>36,695.70</b>	<b>7,158.38</b>	<b>17,058.38</b>	<b>16,198.93</b>	<b>17,954.07</b>	<b>12,202.33</b>	<b>13,918.36</b>	<b>16,140.97</b>	<b>15,574.74</b>	<b>29,651.62</b>	<b>66,684.71</b>	<b>103,287.85</b>	<b>103,287.85</b>

08/14/2017 14:33  
572mcosg

Colchester Board of Education and Town  
TOWN OF COLCHESTER  
FY 2017-2018 REVENUES THRU 7-31-17

P 1  
glytdbud

FOR 2018 01

	ORIGINAL ESTIM REV	ESTIM REV ADJSTMTS	REVISED EST REV	ACTUAL YTD REVENUE	REMAINING REVENUE	PCT COLL
<b>30 PROPERTY TAXES</b>						
<u>11303 30111 CURRENT TAXES</u>	38,843,561	0	38,843,561	16,997,271.31	21,846,289.69	43.8%
<u>11303 30112 DELINQUENT TAXES</u>	425,000	0	425,000	85,331.61	339,668.39	20.1%
<u>11303 30113 INTEREST &amp; PENALTIES</u>	200,000	0	200,000	25,802.76	174,197.24	12.9%
TOTAL PROPERTY TAXES	39,468,561	0	39,468,561	17,108,405.68	22,360,155.32	43.3%
TOTAL REVENUES	39,468,561	0	39,468,561	17,108,405.68	22,360,155.32	
<b>31 INTERGOVERNMENTAL</b>						
<u>11301 31423 51-56A DISTR. TO TOWNS</u>	7,000	0	7,000	.00	7,000.00	.0%
<u>11304 31415 DISABILITY EXEMPTIONS</u>	1,546	0	1,546	.00	1,546.00	.0%
<u>11304 31416 ELDERLY HOMEOWNERS</u>	45,062	0	45,062	.00	45,062.00	.0%
<u>11304 31420 ADDITIONAL VETS EXEMPT</u>	6,553	0	6,553	.00	6,553.00	.0%
<u>13201 31424 LOCAL CAPITAL IMPROVEM</u>	97,760	0	97,760	.00	97,760.00	.0%
<u>14102 31402 ST/CT YOUTH SERVICES G</u>	17,256	0	17,256	.00	17,256.00	.0%
TOTAL INTERGOVERNMENTAL	175,177	0	175,177	.00	175,177.00	.0%
TOTAL REVENUES	175,177	0	175,177	.00	175,177.00	
<b>32 INTERGOVT-EDUCATION</b>						
<u>19001 32302 EDUC. COST SHARING (EC</u>	13,503,310	0	13,503,310	.00	13,503,310.00	.0%
<u>19001 32307 SPECIAL EDUCATION</u>	450,000	0	450,000	.00	450,000.00	.0%
TOTAL INTERGOVT-EDUCATION	13,953,310	0	13,953,310	.00	13,953,310.00	.0%
TOTAL REVENUES	13,953,310	0	13,953,310	.00	13,953,310.00	
<b>33 CHARGES FOR SERVICES</b>						
<u>12202 33704 AMBULANCE FEES</u>	500,000	0	500,000	62,111.69	437,888.31	12.4%
<u>15201 33701 RECREATION FEES</u>	12,750	0	12,750	.00	12,750.00	.0%
TOTAL CHARGES FOR SERVICES	512,750	0	512,750	62,111.69	450,638.31	12.1%
TOTAL REVENUES	512,750	0	512,750	62,111.69	450,638.31	
<b>34 LICENSES/PERMITS/FEE</b>						

08/14/2017 14:33  
572mcosg

Colchester Board of Education and Town  
TOWN OF COLCHESTER  
FY 2017-2018 REVENUES THRU 7-31-17

P 2  
glytddb

FOR 2018 01

	ORIGINAL ESTIM REV	ESTIM REV ADJSTMTS	REVISED EST REV	ACTUAL YTD REVENUE	REMAINING REVENUE	PCT COLL
11201 34613 VENDOR PERMITS	600	0	600	200.00	400.00	33.3%
11303 34621 COPIER FEES	200	0	200	.00	200.00	.0%
11304 34621 COPIER FEES	750	0	750	.00	750.00	.0%
11402 34641 ZONING BOARD OF APPEAL	700	0	700	.00	700.00	.0%
11403 34642 CONSERVATION COMMISSIO	5,500	0	5,500	325.00	5,175.00	5.9%
11411 34621 COPIER FEES	300	0	300	13.00	287.00	4.3%
11411 34640 ZONING & PLANNING FEES	12,000	0	12,000	650.00	11,350.00	5.4%
11411 34660 BUILDING FEES	250,000	0	250,000	11,010.00	238,990.00	4.4%
11411 34661 FIRE MARSHAL INSPEC. F	240	0	240	.00	240.00	.0%
11501 34019 LAND RECORDS-TOWN	2,300	0	2,300	167.00	2,133.00	7.3%
11501 34620 CONVEYANCE TAX	197,000	0	197,000	20,851.33	176,148.67	10.6%
11501 34621 COPIER FEES	15,500	0	15,500	1,626.50	13,873.50	10.5%
11501 34622 TOWN CLERK FEES	118,500	0	118,500	7,986.00	110,514.00	6.7%
11501 34623 SPORTS LICENSES	300	0	300	21.00	279.00	7.0%
12101 34613 PISTOL PERMITS	7,000	0	7,000	1,610.00	5,390.00	23.0%
13301 34614 ROAD INSPECTION FEES	4,600	0	4,600	.00	4,600.00	.0%
13601 34624 TRANSFER STATION FEES	120,000	0	120,000	12,526.77	107,473.23	10.4%
15101 34705 LIBRARY FINES & FEES	9,000	0	9,000	748.40	8,251.60	8.3%
15401 34625 DIAL-A-RIDE	3,000	0	3,000	187.00	2,813.00	6.2%
TOTAL LICENSES/PERMITS/FEE	747,490	0	747,490	57,922.00	689,568.00	7.7%
TOTAL REVENUES	747,490	0	747,490	57,922.00	689,568.00	
35 OTHER REVENUES						
11301 35422 TELECOMMUNICATION PROP	38,000	0	38,000	.00	38,000.00	.0%
11301 35611 INVESTMENT INTEREST EA	60,000	0	60,000	12,755.06	47,244.94	21.3%
11301 35616 ELDERLY HOUSING / DUBL	14,500	0	14,500	.00	14,500.00	.0%
11301 35618 MISCELLANEOUS	6,000	0	6,000	6.32	5,993.68	.1%
11411 35644 STATE FUND FOR BLDG IN	800	0	800	1,002.52	-202.52	125.3%
11701 35605 CIRMA MEMBER EQUITY	0	0	0	44,723.00	-44,723.00	100.0%
19001 35652 TUITION	367,900	0	367,900	.00	367,900.00	.0%
TOTAL OTHER REVENUES	487,200	0	487,200	58,486.90	428,713.10	12.0%
TOTAL REVENUES	487,200	0	487,200	58,486.90	428,713.10	
GRAND TOTAL	55,344,488	0	55,344,488	17,286,926.27	38,057,561.73	31.2%

\*\* END OF REPORT - Generated by Maggie Cosgrove \*\*

Town of Colchester				
General Fund Revenue Comparison - FY 17-18 to FY 16-17				
	FY 16-17	FY 16-17	Increase	
	July	July	(Decrease)	Notes
<b>REVENUES:</b>				
<b>Property Taxes:</b>				
Current taxes	16,997,271	18,064,184	(1,066,913)	Increase in Current list tax collection rate from 48.18% in FY 16-17 to 48.88% in FY 17-18. Final tax collection rate for FY 16-17 was 99.03%. Budget for FY 17-18 assumed a 98.6% collection rate. Motor vehicle tax bills have not been issued pending resolution of mill rate cap on motor vehicles
Delinquent taxes	85,332	48,228	37,104	Budget in FY 17-18 decreased by \$25,000 from budget in FY 16-17.
Interest & lien fees	25,803	10,500	15,303	Budget in FY 17-18 decreased by \$50,000 from budget in FY 16-17.
Total property taxes	17,108,406	18,122,912	(1,014,506)	
<b>Intergovernmental:</b>				
Municipal Revenue Sharing Account	0	0	0	New revenue in State of CT budget in FY 16-17. Funds not included in FY 17-18 budget - State budget not yet adopted
Mashantucket Pequot/Mohegan Fund	0	0	0	Funds not included in FY 17-18 budget - State budget not yet adopted
Distribution to Towns	0	0	0	
Disability Exemptions	0	0	0	
Elderly Homeowners	0	0	0	
Additional Veterans Exemptions	0	0	0	
Local Capital Improvement	0	0	0	
Youth Services Grant	0	0	0	
Emergency Management Grant	0	0	0	
Total	0	0	0	

Town of Colchester				
General Fund Revenue Comparison - FY 17-18 to FY 16-17				
	FY 16-17	FY 16-17	Increase	
	July	July	(Decrease)	Notes
<b>Intergovernmental - Education:</b>				
ECS	0	0	0	
Special Education	0	0	0	Same amount budgeted in FY 17-18 and FY 16-17
Total	0	0	0	
Total intergovernmental	0	0	0	
<b>Charges for Services:</b>				
Ambulance Fees	62,112	35,673	26,439	Budget in FY 17-18 increased by \$10,000 from budget in FY 16-17
Recreation Fees	0	0	0	
Total charges for services	62,112	35,673	26,439	
<b>Revenues from use of money:</b>				
Investment interest earnings	12,755	3,456	9,299	Budget in FY 17-18 increased by \$5,000 from budget in FY 16-17. Additional interest earnings from BAN proceeds

<b>Town of Colchester</b>				
<b>General Fund Revenue Comparison - FY 17-18 to FY 16-17</b>				
	<b>FY 16-17</b>	<b>FY 16-17</b>	<b>Increase</b>	
	<b>July</b>	<b>July</b>	<b>(Decrease)</b>	<b>Notes</b>
<b>Licenses/permits/fees:</b>				
Vendor permits	200	200	0	
Copier fees	1,640	1,219	421	
ZBA fees	0	0	0	
Conservation Commission fees	325	50	275	
Zoning and Planning fees	650	1,350	(700)	
Building fees	11,010	19,860	(8,850)	Budget in FY 17-18 increased by \$40,000 from budget in FY 16-17.
Fire marshal inspection fees	0	0	0	
Conveyance tax	20,851	10,976	9,875	Budget in FY 17-18 increased by \$3,000 from budget in FY 16-17.
Town Clerk fees	7,986	7,790	196	Budget in FY 17-18 increased by \$13,200 from budget in FY 16-17.
Sports licenses	21	12	9	
Land Records - Town	167	169	(2)	
Pistol permits	1,610	560	1,050	
Road inspection fees	0	210	(210)	
Transfer Station fees	12,527	12,047	480	Budget in FY 17-18 increased by \$12,000 from budget in FY 16-17.
Library fines & fees	748	719	29	
Dial-A-Ride	187	233	(46)	
Total licenses/permits/fees	57,922	55,395	2,527	

Town of Colchester				
General Fund Revenue Comparison - FY 17-18 to FY 16-17				
	FY 16-17	FY 16-17	Increase	
	July	July	(Decrease)	Notes
<b>Other revenues:</b>				
Telecommunication property tax	0	0	0	
Elderly Housing/Dublin Village	0	0	0	
Insurance reimbursement	0	0	0	
Miscellaneous	6	28	(22)	
State Fund for Building Inspection fees	1,003	1,513	(510)	
CIRMA Member Equity Distribution	44,723	28,226	16,497	Funds not included in budgets - CIRMA announced equity distribution on 7/1/16 and 6/13/17, respectively
Tuition - Reg. From other Towns	0	0	0	
Total other revenues	45,732	29,767	15,965	
<b>Other financing sources:</b>				
Use of fund balance	0	0	0	
Total other financing sources	0	0	0	
Total revenues	17,286,927	18,247,203	(960,276)	



08/14/2017 15:05  
572mcosg

Colchester Board of Education and Town  
TOWN OF COLCHESTER  
FY 2017-2018 EXPENDITURES THRU 7-31-17

P 1  
glytddbud

FOR 2018 01

	ORIGINAL APPROP	TRANFRS/ ADJSTMTS	REVISED BUDGET	YTD EXPENDED	ENCUMBRANCES	AVAILABLE BUDGET	PCT USED
<u>11105 BOARDS &amp; COMMISSIONS</u>							
<u>11105 40103 OVERTIME</u>	5,188	0	5,188	175.10	.00	5,012.90	3.4%
<u>11105 40105 CONTR TEMP OCCAS</u>	2,160	0	2,160	60.00	.00	2,100.00	2.8%
<u>11105 41230 FICA &amp; RETIREMENT</u>	398	0	398	13.40	.00	384.60	3.4%
<u>11105 42301 OFFICE SUPPLIES</u>	50	0	50	.00	.00	50.00	.0%
<u>11105 43213 MILEAGE, TRAINING &amp; ME</u>	200	0	200	.00	.00	200.00	.0%
<u>11105 44202 FINANCIAL &amp; ACCOUNTING</u>	12,035	0	12,035	.00	.00	12,035.00	.0%
<u>11105 44208 PROFESSIONAL SERVICES</u>	17,800	0	17,800	.00	.00	17,800.00	.0%
<u>11105 44217 POSTAGE</u>	75	0	75	.00	.00	75.00	.0%
<u>11105 44230 LEGAL NOTICES</u>	380	0	380	.00	.00	380.00	.0%
<u>11105 44232 PRINTING &amp; PUBLICATION</u>	1,550	0	1,550	.00	.00	1,550.00	.0%
TOTAL BOARDS & COMMISSIONS	39,836	0	39,836	248.50	.00	39,587.50	.6%
TOTAL EXPENSES	39,836	0	39,836	248.50	.00	39,587.50	
<u>11110 CONTINGENCY</u>							
<u>11110 50900 CONTINGENCY</u>	57,505	0	57,505	.00	.00	57,505.00	.0%
TOTAL CONTINGENCY	57,505	0	57,505	.00	.00	57,505.00	.0%
TOTAL EXPENSES	57,505	0	57,505	.00	.00	57,505.00	
<u>11201 FIRST SELECTMEN</u>							
<u>11201 40101 REGULAR PAYROLL</u>	151,570	0	151,570	5,997.10	145,571.99	.91	100.0%
<u>11201 40105 CONTR TEMP OCCAS</u>	2,000	0	2,000	175.09	.00	1,824.91	8.8%
<u>11201 41210 EMPLOYEE RELATED INS.</u>	505	0	505	83.88	.00	421.12	16.6%
<u>11201 41230 FICA &amp; RETIREMENT</u>	19,922	0	19,922	775.33	.00	19,146.67	3.9%
<u>11201 42233 COPIER</u>	4,681	0	4,681	.00	3,419.40	1,261.60	73.0%
<u>11201 42301 OFFICE SUPPLIES</u>	1,900	0	1,900	.00	.00	1,900.00	.0%
<u>11201 43213 MILEAGE, TRAINING &amp; ME</u>	500	0	500	.00	.00	500.00	.0%
<u>11201 43258 PROFESSIONAL MEMBERSHI</u>	18,605	0	18,605	18,515.00	.00	90.00	99.5%
<u>11201 44203 LEGAL</u>	45,000	0	45,000	.00	.00	45,000.00	.0%
<u>11201 44208 PROFESSIONAL SERVICES</u>	1,275	0	1,275	.00	.00	1,275.00	.0%
<u>11201 44217 POSTAGE</u>	4,333	0	4,333	777.00	.00	3,556.00	17.9%
<u>11201 44232 PRINTING &amp; PUBLICATION</u>	280	0	280	.00	.00	280.00	.0%
<u>11201 45250 PROPERTY TAX</u>	2,500	0	2,500	165.02	.00	2,334.98	6.6%

08/14/2017 15:05  
572mcosg

Colchester Board of Education and Town  
TOWN OF COLCHESTER  
FY 2017-2018 EXPENDITURES THRU 7-31-17

P 2  
glytddb

FOR 2018 01

11201	FIRST SELECTMEN	ORIGINAL APPROP	TRANFRS/ADJSTMTS	REVISED BUDGET	YTD EXPENDED	ENCUMBRANCES	AVAILABLE BUDGET	PCT USED
<a href="#">11201 46224</a>	<a href="#">EQUIPMENT REPAIRS</a>	150	0	150	.00	.00	150.00	.0%
<a href="#">11201 47242</a>	<a href="#">PARADES &amp; CELEBRATIONS</a>	2,410	0	2,410	.00	.00	2,410.00	.0%
TOTAL FIRST SELECTMEN		255,631	0	255,631	26,488.42	148,991.39	80,151.19	68.6%
TOTAL EXPENSES		255,631	0	255,631	26,488.42	148,991.39	80,151.19	
11205 HUMAN RESOURCES								
<a href="#">11205 42340</a>	<a href="#">OPERATING SUPPLIES</a>	100	0	100	.00	.00	100.00	.0%
<a href="#">11205 43213</a>	<a href="#">MILEAGE, TRAINING &amp; ME</a>	500	0	500	.00	.00	500.00	.0%
<a href="#">11205 44203</a>	<a href="#">LEGAL</a>	25,000	0	25,000	.00	.00	25,000.00	.0%
<a href="#">11205 44208</a>	<a href="#">PROFESSIONAL SERVICES</a>	3,600	0	3,600	2,310.00	.00	1,290.00	64.2%
<a href="#">11205 44231</a>	<a href="#">ADVERTISING</a>	2,500	0	2,500	70.00	.00	2,430.00	2.8%
<a href="#">11205 44232</a>	<a href="#">PRINTING &amp; PUBLICATION</a>	80	0	80	.00	.00	80.00	.0%
TOTAL HUMAN RESOURCES		31,780	0	31,780	2,380.00	.00	29,400.00	7.5%
TOTAL EXPENSES		31,780	0	31,780	2,380.00	.00	29,400.00	
11301 ACCOUNTING								
<a href="#">11301 40101</a>	<a href="#">REGULAR PAYROLL</a>	214,356	0	214,356	8,477.23	152,776.05	53,102.72	75.2%
<a href="#">11301 40105</a>	<a href="#">CONTR TEMP OCCAS</a>	4,943	0	4,943	190.11	4,752.85	.04	100.0%
<a href="#">11301 41210</a>	<a href="#">EMPLOYEE RELATED INS.</a>	845	0	845	135.03	.00	709.97	16.0%
<a href="#">11301 41230</a>	<a href="#">FICA &amp; RETIREMENT</a>	30,147	0	30,147	960.10	.00	29,186.90	3.2%
<a href="#">11301 42233</a>	<a href="#">COPIER</a>	2,001	0	2,001	105.36	1,396.66	498.98	75.1%
<a href="#">11301 42301</a>	<a href="#">OFFICE SUPPLIES</a>	1,000	0	1,000	.00	.00	1,000.00	.0%
<a href="#">11301 42343</a>	<a href="#">TECHNICAL REFERENCE MA</a>	100	0	100	.00	.00	100.00	.0%
<a href="#">11301 43213</a>	<a href="#">MILEAGE, TRAINING &amp; ME</a>	1,850	0	1,850	.00	.00	1,850.00	.0%
<a href="#">11301 43258</a>	<a href="#">PROFESSIONAL MEMBERSHI</a>	575	0	575	257.50	.00	317.50	44.8%
<a href="#">11301 44205</a>	<a href="#">DATA PROCESSING</a>	25,945	0	25,945	24,595.00	.00	1,350.00	94.8%
<a href="#">11301 44208</a>	<a href="#">PROFESSIONAL SERVICES</a>	17,000	0	17,000	.00	.00	17,000.00	.0%
<a href="#">11301 44217</a>	<a href="#">POSTAGE</a>	2,200	0	2,200	.00	.00	2,200.00	.0%
TOTAL ACCOUNTING		300,962	0	300,962	34,720.33	158,925.56	107,316.11	64.3%
TOTAL EXPENSES		300,962	0	300,962	34,720.33	158,925.56	107,316.11	
11303 TAX COLLECTOR								
<a href="#">11303 40101</a>	<a href="#">REGULAR PAYROLL</a>	106,582	0	106,582	3,940.06	102,641.80	.14	100.0%

08/14/2017 15:05  
572mcosg

Colchester Board of Education and Town  
TOWN OF COLCHESTER  
FY 2017-2018 EXPENDITURES THRU 7-31-17

P 3  
glytddbud

FOR 2018 01

11303	TAX COLLECTOR	ORIGINAL APPROP	TRANFRS/ADJSTMTS	REVISED BUDGET	YTD EXPENDED	ENCUMBRANCES	AVAILABLE BUDGET	PCT USED
<a href="#">11303 40105</a>	<a href="#">CONTR TEMP OCCAS</a>	3,000	0	3,000	260.00	.00	2,740.00	8.7%
<a href="#">11303 41210</a>	<a href="#">EMPLOYEE RELATED INS.</a>	505	0	505	73.08	.00	431.92	14.5%
<a href="#">11303 41230</a>	<a href="#">FICA &amp; RETIREMENT</a>	15,399	0	15,399	453.66	.00	14,945.34	2.9%
<a href="#">11303 42301</a>	<a href="#">OFFICE SUPPLIES</a>	2,500	0	2,500	.00	219.50	2,280.50	8.8%
<a href="#">11303 43213</a>	<a href="#">MILEAGE, TRAINING &amp; ME</a>	2,000	0	2,000	.00	.00	2,000.00	.0%
<a href="#">11303 43258</a>	<a href="#">PROFESSIONAL MEMBERSHI</a>	175	0	175	.00	.00	175.00	.0%
<a href="#">11303 44205</a>	<a href="#">DATA PROCESSING</a>	14,500	0	14,500	8,686.58	.00	5,813.42	59.9%
<a href="#">11303 44217</a>	<a href="#">POSTAGE</a>	12,000	0	12,000	.00	.00	12,000.00	.0%
<a href="#">11303 44223</a>	<a href="#">SERVICE CONTRACTS</a>	500	0	500	.00	.00	500.00	.0%
<a href="#">11303 44230</a>	<a href="#">LEGAL NOTICES</a>	660	0	660	120.00	.00	540.00	18.2%
TOTAL TAX COLLECTOR		157,821	0	157,821	13,533.38	102,861.30	41,426.32	73.8%
TOTAL EXPENSES		157,821	0	157,821	13,533.38	102,861.30	41,426.32	
11304 ASSESSOR								
<a href="#">11304 40101</a>	<a href="#">REGULAR PAYROLL</a>	222,991	0	222,991	9,297.72	213,692.93	.35	100.0%
<a href="#">11304 40103</a>	<a href="#">OVERTIME</a>	1,750	0	1,750	162.60	.00	1,587.40	9.3%
<a href="#">11304 41210</a>	<a href="#">EMPLOYEE RELATED INS.</a>	843	0	843	140.22	.00	702.78	16.6%
<a href="#">11304 41230</a>	<a href="#">FICA &amp; RETIREMENT</a>	34,329	0	34,329	1,264.92	.00	33,064.08	3.7%
<a href="#">11304 42233</a>	<a href="#">COPIER</a>	2,390	0	2,390	138.50	1,699.10	552.40	76.9%
<a href="#">11304 42301</a>	<a href="#">OFFICE SUPPLIES</a>	2,200	0	2,200	.00	.00	2,200.00	.0%
<a href="#">11304 42340</a>	<a href="#">OTHER PURCHASED SUPPLI</a>	50	0	50	.00	.00	50.00	.0%
<a href="#">11304 42343</a>	<a href="#">TECHNICAL REFERENCE MA</a>	500	0	500	.00	.00	500.00	.0%
<a href="#">11304 43213</a>	<a href="#">MILEAGE, TRAINING &amp; ME</a>	6,717	0	6,717	.00	.00	6,717.00	.0%
<a href="#">11304 43258</a>	<a href="#">PROFESSIONAL MEMBERSHI</a>	490	0	490	25.00	.00	465.00	5.1%
<a href="#">11304 44205</a>	<a href="#">DATA PROCESSING</a>	15,619	0	15,619	8,850.00	.00	6,769.00	56.7%
<a href="#">11304 44208</a>	<a href="#">PROFESSIONAL SERVICES</a>	2,000	0	2,000	.00	.00	2,000.00	.0%
<a href="#">11304 44217</a>	<a href="#">POSTAGE</a>	1,950	0	1,950	.00	.00	1,950.00	.0%
TOTAL ASSESSOR		291,829	0	291,829	19,878.96	215,392.03	56,558.01	80.6%
TOTAL EXPENSES		291,829	0	291,829	19,878.96	215,392.03	56,558.01	
11411 PLANNING CODE ADMINISTRA								
<a href="#">11411 40101</a>	<a href="#">REGULAR PAYROLL</a>	348,125	0	348,125	14,518.26	317,955.98	15,650.76	95.5%
<a href="#">11411 40103</a>	<a href="#">OVERTIME</a>	2,958	0	2,958	77.82	.00	2,880.18	2.6%
<a href="#">11411 40105</a>	<a href="#">CONTR TEMP OCCAS</a>	2,000	0	2,000	.00	.00	2,000.00	.0%
<a href="#">11411 41210</a>	<a href="#">EMPLOYEE RELATED INS.</a>	1,519	0	1,519	252.90	.00	1,266.10	16.6%
<a href="#">11411 41230</a>	<a href="#">FICA &amp; RETIREMENT</a>	51,606	0	51,606	1,975.56	.00	49,630.44	3.8%

08/14/2017 15:05  
572mcosg

Colchester Board of Education and Town  
TOWN OF COLCHESTER  
FY 2017-2018 EXPENDITURES THRU 7-31-17

P 4  
glytddb

FOR 2018 01

11411	PLANNING CODE ADMINISTRA	ORIGINAL APPROP	TRANFRS/ ADJSTMTS	REVISED BUDGET	YTD EXPENDED	ENCUMBRANCES	AVAILABLE BUDGET	PCT USED
11411	42233 COPIER	4,544	0	4,544	217.00	2,650.40	1,676.60	63.1%
11411	42301 OFFICE SUPPLIES	2,500	0	2,500	15.95	.00	2,484.05	.6%
11411	42323 PROT CLOTHING& SAFETY	600	0	600	.00	.00	600.00	.0%
11411	42340 OTHER PURCHASED SUPPLI	50	0	50	.00	.00	50.00	.0%
11411	42343 TECHNICAL REFERENCE MA	1,215	0	1,215	.00	.00	1,215.00	.0%
11411	43213 MILEAGE, TRAINING & ME	2,850	0	2,850	.00	.00	2,850.00	.0%
11411	43258 PROFESSIONAL MEMBERSHI	5,520	0	5,520	.00	.00	5,520.00	.0%
11411	44203 LEGAL	45,000	0	45,000	.00	.00	45,000.00	.0%
11411	44208 PROFESSIONAL SERVICES	10,000	0	10,000	.00	.00	10,000.00	.0%
11411	44217 POSTAGE	1,500	0	1,500	.00	.00	1,500.00	.0%
11411	44230 LEGAL NOTICES	3,500	0	3,500	.00	.00	3,500.00	.0%
11411	44232 PRINTING & PUBLICATION	1,250	0	1,250	.00	.00	1,250.00	.0%
11411	45216 TELEPHONE	516	0	516	.00	.00	516.00	.0%
11411	46224 EQUIPMENT REPAIRS	150	0	150	.00	.00	150.00	.0%
11411	46390 VEHICLE MAINTENANCE &	4,250	0	4,250	105.58	.00	4,144.42	2.5%
	TOTAL PLANNING CODE ADMINISTRA	489,653	0	489,653	17,163.07	320,606.38	151,883.55	69.0%
	TOTAL EXPENSES	489,653	0	489,653	17,163.07	320,606.38	151,883.55	
11501	TOWN CLERK							
11501	40101 REGULAR PAYROLL	112,229	0	112,229	4,316.49	107,912.25	.26	100.0%
11501	40105 CONTR TEMP OCCAS	1,500	0	1,500	50.00	.00	1,450.00	3.3%
11501	41210 EMPLOYEE RELATED INS.	505	0	505	83.88	.00	421.12	16.6%
11501	41230 FICA & RETIREMENT	16,143	0	16,143	613.95	.00	15,529.05	3.8%
11501	42233 COPIER	3,400	0	3,400	177.73	2,108.68	1,113.59	67.2%
11501	42301 OFFICE SUPPLIES	1,700	0	1,700	.00	.00	1,700.00	.0%
11501	42343 TECHNICAL REFERENCE MA	1,195	0	1,195	.00	.00	1,195.00	.0%
11501	43213 MILEAGE, TRAINING & ME	1,000	0	1,000	.00	.00	1,000.00	.0%
11501	43258 PROFESSIONAL MEMBERSHI	345	0	345	75.00	.00	270.00	21.7%
11501	44207 INDEXING & RECORDING	22,500	0	22,500	1,535.00	19,385.00	1,580.00	93.0%
11501	44208 PROFESSIONAL SERVICES	200	0	200	200.00	.00	.00	100.0%
11501	44217 POSTAGE	2,000	0	2,000	23.20	.00	1,976.80	1.2%
11501	44230 LEGAL NOTICES	3,000	0	3,000	.00	.00	3,000.00	.0%
11501	44232 PRINTING & PUBLICATION	3,900	0	3,900	.00	.00	3,900.00	.0%
11501	44271 MICRO FILM REPAIRS	750	0	750	.00	.00	750.00	.0%
11501	46224 EQUIPMENT REPAIRS	300	0	300	.00	.00	300.00	.0%
	TOTAL TOWN CLERK	170,667	0	170,667	7,075.25	129,405.93	34,185.82	80.0%
	TOTAL EXPENSES	170,667	0	170,667	7,075.25	129,405.93	34,185.82	
11601	ELECTIONS							
11601	40101 REGULAR PAYROLL	27,188	0	27,188	1,045.66	26,141.70	.64	100.0%

08/14/2017 15:05  
572mcosg

Colchester Board of Education and Town  
TOWN OF COLCHESTER  
FY 2017-2018 EXPENDITURES THRU 7-31-17

P 5  
glytdbud

FOR 2018 01

11601	ELECTIONS	ORIGINAL APPROP	TRANFRS/ ADJSTMTS	REVISED BUDGET	YTD EXPENDED	ENCUMBRANCES	AVAILABLE BUDGET	PCT USED
<a href="#">11601 40105</a>	<a href="#">CONTR TEMP OCCAS</a>	20,150	0	20,150	.00	.00	20,150.00	.0%
<a href="#">11601 41230</a>	<a href="#">FICA</a>	2,310	0	2,310	80.00	.00	2,230.00	3.5%
<a href="#">11601 42301</a>	<a href="#">OFFICE SUPPLIES</a>	600	0	600	.00	43.90	556.10	7.3%
<a href="#">11601 42340</a>	<a href="#">OTHER PURCHASED SUPPLI</a>	2,000	0	2,000	.00	.00	2,000.00	.0%
<a href="#">11601 43213</a>	<a href="#">MILEAGE, TRAINING &amp; ME</a>	2,600	0	2,600	234.73	.00	2,365.27	9.0%
<a href="#">11601 43258</a>	<a href="#">PROFESSIONAL MEMBERSHI</a>	200	0	200	.00	.00	200.00	.0%
<a href="#">11601 44208</a>	<a href="#">PROFESSIONAL SERVICES</a>	3,500	0	3,500	.00	.00	3,500.00	.0%
<a href="#">11601 44217</a>	<a href="#">POSTAGE</a>	1,500	0	1,500	.00	.00	1,500.00	.0%
<a href="#">11601 44223</a>	<a href="#">SERVICE CONTRACTS</a>	3,280	0	3,280	1,600.00	.00	1,680.00	48.8%
<a href="#">11601 44232</a>	<a href="#">PRINTING &amp; PUBLICATION</a>	5,500	0	5,500	.00	.00	5,500.00	.0%
	TOTAL ELECTIONS	68,828	0	68,828	2,960.39	26,185.60	39,682.01	42.3%
	TOTAL EXPENSES	68,828	0	68,828	2,960.39	26,185.60	39,682.01	
11701 LEGAL & INSURANCES								
<a href="#">11701 41211</a>	<a href="#">HEALTH INSURANCE</a>	860,562	0	860,562	71,448.50	785,933.50	3,180.00	99.6%
<a href="#">11701 41260</a>	<a href="#">WORKERS' COMP INSURANC</a>	487,446	0	487,446	120,582.75	361,748.25	5,115.00	99.0%
<a href="#">11701 44206</a>	<a href="#">MUNICIPAL INSURANCE</a>	228,817	0	228,817	70,898.94	142,982.82	14,935.24	93.5%
<a href="#">11701 44243</a>	<a href="#">UNEMPLOYMENT COMPENSAT</a>	2,500	0	2,500	250.00	750.00	1,500.00	40.0%
	TOTAL LEGAL & INSURANCES	1,579,325	0	1,579,325	263,180.19	1,291,414.57	24,730.24	98.4%
	TOTAL EXPENSES	1,579,325	0	1,579,325	263,180.19	1,291,414.57	24,730.24	
11702 PROBATE								
<a href="#">11702 47250</a>	<a href="#">WINDHAM-COLCHESTER PRO</a>	5,365	0	5,365	5,365.00	.00	.00	100.0%
	TOTAL PROBATE	5,365	0	5,365	5,365.00	.00	.00	100.0%
	TOTAL EXPENSES	5,365	0	5,365	5,365.00	.00	.00	
11801 INFORMATION TECHNOLOGY								
<a href="#">11801 40101</a>	<a href="#">REGULAR PAYROLL</a>	48,714	0	48,714	1,873.60	46,840.00	.40	100.0%
<a href="#">11801 41210</a>	<a href="#">EMPLOYEE RELATED INS.</a>	253	0	253	41.94	.00	211.06	16.6%
<a href="#">11801 41230</a>	<a href="#">FICA &amp; RETIREMENT</a>	6,650	0	6,650	255.75	.00	6,394.25	3.8%
<a href="#">11801 42315</a>	<a href="#">OTHER SUPPLIES</a>	5,000	0	5,000	.00	.00	5,000.00	.0%
<a href="#">11801 44208</a>	<a href="#">PROFESSIONAL SERVICES</a>	63,415	0	63,415	.00	6,600.00	56,815.00	10.4%

08/14/2017 15:05  
572mcosg

Colchester Board of Education and Town  
TOWN OF COLCHESTER  
FY 2017-2018 EXPENDITURES THRU 7-31-17

P 6  
glytdbud

FOR 2018 01

11801	INFORMATION TECHNOLOGY	ORIGINAL APPROP	TRANFRS/ADJSTMTS	REVISED BUDGET	YTD EXPENDED	ENCUMBRANCES	AVAILABLE BUDGET	PCT USED
	TOTAL INFORMATION TECHNOLOGY	124,032	0	124,032	2,171.29	53,440.00	68,420.71	44.8%
	TOTAL EXPENSES	124,032	0	124,032	2,171.29	53,440.00	68,420.71	
12101 POLICE								
<a href="#">12101 40101</a>	<a href="#">REGULAR PAYROLL</a>	838,883	0	838,883	37,280.54	795,693.52	5,908.94	99.3%
<a href="#">12101 40103</a>	<a href="#">OVERTIME</a>	121,168	0	121,168	5,812.95	.00	115,355.05	4.8%
<a href="#">12101 41210</a>	<a href="#">EMPLOYEE RELATED INS.</a>	5,235	0	5,235	847.70	.00	4,387.30	16.2%
<a href="#">12101 41230</a>	<a href="#">FICA &amp; RETIREMENT</a>	239,258	0	239,258	9,491.44	.00	229,766.56	4.0%
<a href="#">12101 42233</a>	<a href="#">COPIER</a>	2,624	0	2,624	.00	1,655.70	968.30	63.1%
<a href="#">12101 42301</a>	<a href="#">OFFICE SUPPLIES</a>	3,000	0	3,000	.00	.00	3,000.00	.0%
<a href="#">12101 42324</a>	<a href="#">UNIFORM PURCHASES</a>	9,658	0	9,658	.00	.00	9,658.00	.0%
<a href="#">12101 42338</a>	<a href="#">POLICE EQUIPMENT &amp; SUP</a>	8,500	0	8,500	920.39	.00	7,579.61	10.8%
<a href="#">12101 43213</a>	<a href="#">MILEAGE, TRAINING &amp; ME</a>	16,350	0	16,350	.00	.00	16,350.00	.0%
<a href="#">12101 43258</a>	<a href="#">PROFESSIONAL MEMBERSHI</a>	3,477	0	3,477	3,477.00	.00	.00	100.0%
<a href="#">12101 44200</a>	<a href="#">RESIDENT TROOPER</a>	225,307	0	225,307	.00	.00	225,307.00	.0%
<a href="#">12101 44204</a>	<a href="#">RESIDENT TROOPER OT</a>	15,000	0	15,000	.00	.00	15,000.00	.0%
<a href="#">12101 44208</a>	<a href="#">PROFESSIONAL SERVICES</a>	12,650	0	12,650	430.00	.00	12,220.00	3.4%
<a href="#">12101 44217</a>	<a href="#">POSTAGE</a>	300	0	300	.00	.00	300.00	.0%
<a href="#">12101 44232</a>	<a href="#">PRINTING &amp; PUBLICATION</a>	600	0	600	266.10	.00	333.90	44.4%
<a href="#">12101 45216</a>	<a href="#">TELEPHONE</a>	5,160	0	5,160	.00	.00	5,160.00	.0%
<a href="#">12101 46224</a>	<a href="#">EQUIPMENT REPAIRS</a>	3,060	0	3,060	.00	.00	3,060.00	.0%
<a href="#">12101 46390</a>	<a href="#">VEHICLE MAINTENANCE &amp;</a>	34,200	0	34,200	1,379.75	.00	32,820.25	4.0%
	TOTAL POLICE	1,544,430	0	1,544,430	59,905.87	797,349.22	687,174.91	55.5%
	TOTAL EXPENSES	1,544,430	0	1,544,430	59,905.87	797,349.22	687,174.91	
12202 FIRE								
<a href="#">12202 40101</a>	<a href="#">REGULAR PAYROLL</a>	526,140	0	526,140	22,781.91	314,831.06	188,527.03	64.2%
<a href="#">12202 40103</a>	<a href="#">OVERTIME</a>	30,000	0	30,000	952.89	.00	29,047.11	3.2%
<a href="#">12202 40105</a>	<a href="#">CONTR TEMP OCCAS</a>	128,303	0	128,303	3,053.80	.00	125,249.20	2.4%
<a href="#">12202 41210</a>	<a href="#">EMPLOYEE RELATED INS.</a>	2,871	0	2,871	478.26	.00	2,392.74	16.7%
<a href="#">12202 41230</a>	<a href="#">FICA &amp; RETIREMENT</a>	89,008	0	89,008	3,126.65	.00	85,881.35	3.5%
<a href="#">12202 42233</a>	<a href="#">COPIER</a>	2,580	0	2,580	.00	1,687.30	892.70	65.4%
<a href="#">12202 42301</a>	<a href="#">OFFICE SUPPLIES</a>	3,000	0	3,000	.00	.00	3,000.00	.0%
<a href="#">12202 42323</a>	<a href="#">PROT CLOTHING&amp; SAFETY</a>	44,875	0	44,875	.00	.00	44,875.00	.0%
<a href="#">12202 42331</a>	<a href="#">CUSTODIAL/MAINTENANCE</a>	4,500	0	4,500	.00	.00	4,500.00	.0%
<a href="#">12202 42340</a>	<a href="#">OTHER PURCHASED SUPPLI</a>	500	0	500	.00	.00	500.00	.0%

08/14/2017 15:05  
572mcosg

Colchester Board of Education and Town  
TOWN OF COLCHESTER  
FY 2017-2018 EXPENDITURES THRU 7-31-17

P 7  
glytdbud

FOR 2018 01

12202	FIRE	ORIGINAL APPROP	TRANFRS/ADJSTMTS	REVISED BUDGET	YTD EXPENDED	ENCUMBRANCES	AVAILABLE BUDGET	PCT USED	
12202	42343	TECHNICAL REFERENCE MA	400	0	400	19.99	.00	380.01	5.0%
12202	42345	EMERGENCY MEDICAL SUPP	24,400	0	24,400	.00	.00	24,400.00	.0%
12202	42346	FIRE EQUIP SUPPLIES	34,880	0	34,880	.00	.00	34,880.00	.0%
12202	42347	FIRE FIGHTING FOAM	2,200	0	2,200	.00	.00	2,200.00	.0%
12202	43213	MILEAGE, TRAINING & ME	33,570	0	33,570	50.00	.00	33,520.00	.1%
12202	43258	PROFESSIONAL MEMBERSHI	2,330	0	2,330	225.00	.00	2,105.00	9.7%
12202	44208	PROFESSIONAL SERVICES	37,500	0	37,500	.00	.00	37,500.00	.0%
12202	44217	POSTAGE	400	0	400	.00	.00	400.00	.0%
12202	44223	SERVICE CONTRACTS	91,085	0	91,085	1,808.00	.00	89,277.00	2.0%
12202	44231	ADVERTISING	250	0	250	.00	.00	250.00	.0%
12202	44243	COMPENSATION	52,500	0	52,500	.00	.00	52,500.00	.0%
12202	44286	PHYSICALS & TESTING	7,500	0	7,500	.00	.00	7,500.00	.0%
12202	45216	TELEPHONE	12,800	0	12,800	210.95	.00	12,589.05	1.6%
12202	45221	FUEL/HEATING	12,109	0	12,109	.00	.00	12,109.00	.0%
12202	45350	WATER	1,000	0	1,000	.00	.00	1,000.00	.0%
12202	45622	ELECTRIC	22,600	0	22,600	.00	.00	22,600.00	.0%
12202	46224	EQUIPMENT REPAIRS	5,500	0	5,500	308.00	.00	5,192.00	5.6%
12202	46226	BUILDING REPAIRS	8,500	0	8,500	375.00	.00	8,125.00	4.4%
12202	46327	OTHER EQUIPMENT REPAIR	9,560	0	9,560	.00	.00	9,560.00	.0%
12202	46390	VEHICLE MAINTENANCE &	98,905	0	98,905	1,737.53	.00	97,167.47	1.8%
12202	48404	MACHINERY & EQUIPMENT	5,000	0	5,000	.00	.00	5,000.00	.0%
12202	48417	BLDG & GROUNDS IMPROVE	2,500	0	2,500	.00	.00	2,500.00	.0%
TOTAL FIRE		1,297,266	0	1,297,266	35,127.98	316,518.36	945,619.66	27.1%	
TOTAL EXPENSES		1,297,266	0	1,297,266	35,127.98	316,518.36	945,619.66		
12301 CIVIL PREPAREDNESS									
12301	40101	REGULAR PAYROLL	2,560	0	2,560	639.83	639.83	1,280.34	50.0%
12301	41230	FICA	196	0	196	48.95	.00	147.05	25.0%
12301	42301	OFFICE SUPPLIES	200	0	200	.00	.00	200.00	.0%
12301	42340	OTHER PURCHASED SUPPLI	3,500	0	3,500	.00	.00	3,500.00	.0%
12301	42345	EMERGENCY MEDICAL SUPP	250	0	250	.00	.00	250.00	.0%
12301	43213	MILEAGE, TRAINING & ME	250	0	250	.00	.00	250.00	.0%
12301	44217	POSTAGE	25	0	25	.00	.00	25.00	.0%
12301	44223	SERVICE CONTRACTS	1,500	0	1,500	.00	.00	1,500.00	.0%
12301	44232	PRINTING & PUBLICATION	250	0	250	.00	.00	250.00	.0%
12301	45216	TELEPHONE	5,760	0	5,760	349.14	.00	5,410.86	6.1%
12301	46224	EQUIPMENT REPAIRS	3,000	0	3,000	.00	.00	3,000.00	.0%
TOTAL CIVIL PREPAREDNESS		17,491	0	17,491	1,037.92	639.83	15,813.25	9.6%	
TOTAL EXPENSES		17,491	0	17,491	1,037.92	639.83	15,813.25		

13200 PUBLIC WORKS ADMINISTRATION

08/14/2017 15:05  
572mcosg

Colchester Board of Education and Town  
TOWN OF COLCHESTER  
FY 2017-2018 EXPENDITURES THRU 7-31-17

P 8  
glytdbud

FOR 2018 01

13200	PUBLIC WORKS ADMINISTRATION	ORIGINAL APPROP	TRANFRS/ADJSTMTS	REVISED BUDGET	YTD EXPENDED	ENCUMBRANCES	AVAILABLE BUDGET	PCT USED
<u>13200 40101</u>	<u>REGULAR PAYROLL</u>	144,720	0	144,720	5,973.67	138,592.14	154.19	99.9%
<u>13200 41210</u>	<u>EMPLOYEE RELATED INS.</u>	652	0	652	94.08	.00	557.92	14.4%
<u>13200 41230</u>	<u>FICA &amp; RETIREMENT</u>	21,591	0	21,591	839.36	.00	20,751.64	3.9%
<u>13200 42233</u>	<u>COPIER</u>	440	0	440	16.56	182.16	241.28	45.2%
<u>13200 42301</u>	<u>OFFICE SUPPLIES</u>	300	0	300	25.59	43.90	230.51	23.2%
<u>13200 42323</u>	<u>PROT CLOTHING&amp; SAFETY</u>	605	0	605	.00	.00	605.00	.0%
<u>13200 43258</u>	<u>PROFESSIONAL MEMBERSHI</u>	400	0	400	.00	.00	400.00	.0%
<u>13200 44217</u>	<u>POSTAGE</u>	100	0	100	.00	.00	100.00	.0%
<u>13200 44231</u>	<u>ADVERTISING</u>	300	0	300	.00	.00	300.00	.0%
<u>13200 45216</u>	<u>TELEPHONE</u>	1,500	0	1,500	.00	.00	1,500.00	.0%
	TOTAL PUBLIC WORKS ADMINISTRATION	170,608	0	170,608	6,949.26	138,818.20	24,840.54	85.4%
	TOTAL EXPENSES	170,608	0	170,608	6,949.26	138,818.20	24,840.54	
<u>13201 HIGHWAY</u>								
<u>13201 40101</u>	<u>REGULAR PAYROLL</u>	435,116	0	435,116	13,685.92	369,197.80	52,232.28	88.0%
<u>13201 40103</u>	<u>OVERTIME</u>	12,500	0	12,500	1,584.42	.00	10,915.58	12.7%
<u>13201 40105</u>	<u>CONTR TEMP OCCAS</u>	500	0	500	.00	.00	500.00	.0%
<u>13201 41210</u>	<u>EMPLOYEE RELATED INS.</u>	1,841	0	1,841	259.64	.00	1,581.36	14.1%
<u>13201 41230</u>	<u>FICA &amp; RETIREMENT</u>	60,064	0	60,064	1,752.62	.00	58,311.38	2.9%
<u>13201 42233</u>	<u>COPIER</u>	240	0	240	.00	.00	240.00	.0%
<u>13201 42323</u>	<u>PROT CLOTHING&amp; SAFETY</u>	4,176	0	4,176	.00	.00	4,176.00	.0%
<u>13201 42340</u>	<u>OTHER PURCHASED SUPPLI</u>	149,476	0	149,476	.00	.00	149,476.00	.0%
<u>13201 43213</u>	<u>MILEAGE, TRAINING &amp; ME</u>	2,800	0	2,800	.00	.00	2,800.00	.0%
<u>13201 44208</u>	<u>PROFESSIONAL SERVICES</u>	35,500	0	35,500	.00	.00	35,500.00	.0%
<u>13201 44237</u>	<u>EQUIPMENT RENTAL</u>	10,350	0	10,350	.00	.00	10,350.00	.0%
<u>13201 44238</u>	<u>UNIFORM RENTALS</u>	4,600	0	4,600	.00	.00	4,600.00	.0%
<u>13201 45389</u>	<u>TRAFFIC CONTROL LIGHTS</u>	70,000	0	70,000	6,175.61	.00	63,824.39	8.8%
<u>13201 46224</u>	<u>EQUIPMENT REPAIRS</u>	200	0	200	.00	.00	200.00	.0%
<u>13201 46390</u>	<u>VEHICLE MAINTENANCE &amp;</u>	141,550	0	141,550	1,069.81	.00	140,480.19	.8%
<u>13201 48439</u>	<u>ROAD IMPROVEMENT</u>	550,000	0	550,000	.00	.00	550,000.00	.0%
	TOTAL HIGHWAY	1,478,913	0	1,478,913	24,528.02	369,197.80	1,085,187.18	26.6%
	TOTAL EXPENSES	1,478,913	0	1,478,913	24,528.02	369,197.80	1,085,187.18	
<u>13202 FLEET MAINTENANCE</u>								
<u>13202 40101</u>	<u>REGULAR PAYROLL</u>	246,653	0	246,653	10,150.48	235,012.13	1,490.39	99.4%



08/14/2017 15:05  
572mcosg

Colchester Board of Education and Town  
TOWN OF COLCHESTER  
FY 2017-2018 EXPENDITURES THRU 7-31-17

P 9  
glytdbud

FOR 2018 01

13202	FLEET MAINTENANCE	ORIGINAL APPROP	TRANFRS/ADJSTMTS	REVISED BUDGET	YTD EXPENDED	ENCUMBRANCES	AVAILABLE BUDGET	PCT USED
13202	40103 OVERTIME	4,000	0	4,000	59.96	.00	3,940.04	1.5%
13202	40105 CONTR TEMP OCCAS	1,800	0	1,800	150.00	.00	1,650.00	8.3%
13202	41210 EMPLOYEE RELATED INS.	1,029	0	1,029	153.36	.00	875.64	14.9%
13202	41230 FICA & RETIREMENT	35,623	0	35,623	1,172.84	.00	34,450.16	3.3%
13202	42301 OFFICE SUPPLIES	930	0	930	.00	43.90	886.10	4.7%
13202	42323 PROT CLOTHING& SAFETY	1,400	0	1,400	.00	.00	1,400.00	.0%
13202	42331 CUSTODIAL/MAINTENANCE	1,300	0	1,300	.00	.00	1,300.00	.0%
13202	42341 FLEET REPAIR & MAINT S	25,000	0	25,000	.00	.00	25,000.00	.0%
13202	43213 MILEAGE, TRAINING & ME	450	0	450	.00	.00	450.00	.0%
13202	43258 PROFESSIONAL MEMBERSHI	200	0	200	.00	.00	200.00	.0%
13202	44208 PROFESSIONAL SERVICES	455	0	455	.00	.00	455.00	.0%
13202	44223 SERVICE CONTRACTS	18,906	0	18,906	.00	.00	18,906.00	.0%
13202	44238 UNIFORM RENTALS	3,600	0	3,600	.00	.00	3,600.00	.0%
13202	45221 FUEL/HEATING	4,538	0	4,538	.00	.00	4,538.00	.0%
13202	45622 ELECTRIC	11,000	0	11,000	.00	.00	11,000.00	.0%
13202	46224 EQUIPMENT REPAIRS	2,800	0	2,800	.00	.00	2,800.00	.0%
13202	46226 BUILDING REPAIRS	8,000	0	8,000	.00	.00	8,000.00	.0%
13202	46390 VEHICLE MAINTENANCE &	8,460	0	8,460	294.79	.00	8,165.21	3.5%
13202	48404 MACHINERY & EQUIPMENT	7,500	0	7,500	.00	.00	7,500.00	.0%
TOTAL FLEET MAINTENANCE		383,644	0	383,644	11,981.43	235,056.03	136,606.54	64.4%
TOTAL EXPENSES		383,644	0	383,644	11,981.43	235,056.03	136,606.54	
13203 GROUNDS MAINTENANCE								
13203	40101 REGULAR PAYROLL	273,673	0	273,673	7,178.40	183,081.95	83,412.65	69.5%
13203	40103 OVERTIME	8,600	0	8,600	1,149.24	.00	7,450.76	13.4%
13203	41210 EMPLOYEE RELATED INS.	1,368	0	1,368	139.69	.00	1,228.31	10.2%
13203	41230 FICA & RETIREMENT	37,913	0	37,913	964.69	.00	36,948.31	2.5%
13203	42323 PROT CLOTHING& SAFETY	2,200	0	2,200	.00	.00	2,200.00	.0%
13203	42331 CUSTODIAL/MAINTENANCE	3,000	0	3,000	.00	.00	3,000.00	.0%
13203	42334 GROUNDS MAINTENANCE SU	28,000	0	28,000	.00	.00	28,000.00	.0%
13203	42340 OPERATING SUPPLIES	5,000	0	5,000	.00	.00	5,000.00	.0%
13203	43213 MILEAGE, TRAINING & ME	450	0	450	.00	.00	450.00	.0%
13203	44208 PROFESSIONAL SERVICES	5,400	0	5,400	.00	.00	5,400.00	.0%
13203	44223 SERVICE CONTRACTS	5,790	0	5,790	235.00	.00	5,555.00	4.1%
13203	44231 ADVERTISING	200	0	200	.00	.00	200.00	.0%
13203	44237 EQUIPMENT RENTAL	500	0	500	197.92	.00	302.08	39.6%
13203	44238 UNIFORM RENTALS	2,800	0	2,800	.00	.00	2,800.00	.0%
13203	45216 TELEPHONE	660	0	660	.00	.00	660.00	.0%
13203	45221 FUEL/HEATING	1,858	0	1,858	.00	.00	1,858.00	.0%
13203	45622 ELECTRICITY-NOT HEAT	27,000	0	27,000	.00	.00	27,000.00	.0%

08/14/2017 15:05  
572mcosg

Colchester Board of Education and Town  
TOWN OF COLCHESTER  
FY 2017-2018 EXPENDITURES THRU 7-31-17

P 10  
glytdbud

FOR 2018 01

13203	13203	13203	13203	13203	13203	13203	13203	13203	13203													
13203	46224	46226	46229	46390	TOTAL	TOTAL																
13203	40103	41230	42333	42340	44208	TOTAL	TOTAL															
13205	40101	41230	42323	42331	42332	44223	44231	45216	45221	45622	46226	TOTAL	TOTAL									
13301	40101																					
	GROUND	MAINTENANCE																				
	EQUIPMENT	BUILDING	OTHER REPAIR	VEHICLE MAINTENANCE &	SNOW REMOVAL	SNOW REMOVAL	SNOW REMOVAL	SNOW REMOVAL	SNOW REMOVAL	SNOW REMOVAL	SNOW REMOVAL	SNOW REMOVAL	SNOW REMOVAL	SNOW REMOVAL	SNOW REMOVAL							
	REPAIRS	REPAIRS	SERVICES		OVERTIME	FICA	SAND SALT GRAVEL	OTHER PURCHASED SUPPLI	PROFESSIONAL SERVICES	REGULAR PAYROLL	FICA & RETIREMENT	PROT CLOTHING & SAFETY	CUSTODIAL/MAINTENANCE	PAINT & PAINT SUPPLIES	SERVICE CONTRACTS	ADVERTISING	TELEPHONE	FUEL/HEATING	ELECTRICITY-NOT HEAT	BUILDING REPAIRS	REGULAR PAYROLL	
	1,000	1,800	2,000	36,590	110,000	8,415	166,800	25,050	178,900	15,847	1,212	100	5,300	1,000	16,829	200	11,131	7,800	45,000	40,000	96,048	
	0	0	0	0	0	0	0	0	0	0	0	0	0	0	0	0	0	0	0	0	0	
	1,000	1,800	2,000	36,590	110,000	8,415	166,800	25,050	178,900	15,847	1,212	100	5,300	1,000	16,829	200	11,131	7,800	45,000	40,000	96,048	
	.00	.00	.00	446.60	.00	.00	.00	.00	.00	353.50	.00	.00	.00	.00	45.00	.00	398.19	.00	.00	.00	.00	4,415.27
	.00	.00	.00	.00	.00	.00	.00	.00	.00	.00	.00	.00	702.78	.00	1,680.00	.00	.00	.00	.00	.00	.00	91,631.84
	1,000.00	1,800.00	2,000.00	36,143.40	110,000.00	8,415.00	166,800.00	25,050.00	178,900.00	15,493.50	1,212.00	100.00	4,597.22	1,000.00	15,104.00	200.00	10,732.81	7,800.00	45,000.00	40,000.00	.89	
	.0%	.0%	.0%	1.2%	.0%	.0%	.0%	.0%	.0%	2.2%	.0%	.0%	13.3%	.0%	10.3%	.0%	3.6%	.0%	.0%	.0%	100.0%	
	445,802	445,802	445,802	10,311.54	489,165	489,165	489,165	489,165	489,165	144,419	144,419	144,419	144,419	144,419	144,419	144,419	144,419	144,419	144,419	144,419	144,419	
	0	0	0	0	0	0	0	0	0	0	0	0	0	0	0	0	0	0	0	0	0	
	445,802	445,802	445,802	10,311.54	489,165	489,165	489,165	489,165	489,165	144,419	144,419	144,419	144,419	144,419	144,419	144,419	144,419	144,419	144,419	144,419	144,419	
	183,081.95	183,081.95	183,081.95	183,081.95	.00	.00	.00	.00	.00	2,382.78	2,382.78	2,382.78	2,382.78	2,382.78	2,382.78	2,382.78	2,382.78	2,382.78	2,382.78	2,382.78	2,382.78	
	252,408.51	252,408.51	252,408.51	252,408.51	489,165.00	489,165.00	489,165.00	489,165.00	489,165.00	141,239.53	141,239.53	141,239.53	141,239.53	141,239.53	141,239.53	141,239.53	141,239.53	141,239.53	141,239.53	141,239.53	141,239.53	
	43.4%	43.4%	43.4%	43.4%	.0%	.0%	.0%	.0%	.0%	2.2%	.0%	.0%	13.3%	.0%	10.3%	.0%	3.6%	.0%	.0%	.0%	100.0%	

08/14/2017 15:05  
572mcosg

Colchester Board of Education and Town  
TOWN OF COLCHESTER  
FY 2017-2018 EXPENDITURES THRU 7-31-17

P 11  
glytddbud

FOR 2018 01

13301	ENGINEERING	ORIGINAL APPROP	TRANFRS/ADJSTMTS	REVISED BUDGET	YTD EXPENDED	ENCUMBRANCES	AVAILABLE BUDGET	PCT USED
13301	41210	EMPLOYEE RELATED INS.	339	0	339	46.17	.00	13.6%
13301	41230	FICA & RETIREMENT	14,971	0	14,971	548.05	.00	3.7%
13301	42233	COPIER	792	0	792	66.00	726.00	100.0%
13301	42301	OFFICE SUPPLIES	445	0	445	.00	445.00	.0%
13301	43213	MILEAGE, TRAINING & ME	500	0	500	75.00	.00	15.0%
13301	43258	PROFESSIONAL MEMBERSHI	650	0	650	50.00	.00	7.7%
	TOTAL ENGINEERING		113,745	0	113,745	5,200.49	92,357.84	85.8%
	TOTAL EXPENSES		113,745	0	113,745	5,200.49	92,357.84	
13601	TRANSFER STATION							
13601	40101	REGULAR PAYROLL	94,762	0	94,762	3,621.60	90,553.60	99.4%
13601	40103	OVERTIME	6,000	0	6,000	158.10	.00	2.6%
13601	41210	EMPLOYEE RELATED INS.	461	0	461	76.68	.00	16.6%
13601	41230	FICA & RETIREMENT	13,348	0	13,348	446.65	.00	3.3%
13601	42301	OFFICE SUPPLIES	250	0	250	.00	.00	.0%
13601	42323	PROT CLOTHING& SAFETY	600	0	600	.00	.00	.0%
13601	42340	OTHER PURCHASED SUPPLI	1,196	0	1,196	.00	.00	.0%
13601	43212	TRANSPORTATION	120,000	0	120,000	3,268.67	.00	2.7%
13601	43213	MILEAGE, TRAINING & ME	690	0	690	.00	.00	.0%
13601	44208	PROFESSIONAL SERVICES	29,065	0	29,065	.00	.00	.0%
13601	44223	SERVICE CONTRACTS	786	0	786	.00	.00	.0%
13601	44238	UNIFORM RENTALS	884	0	884	.00	.00	.0%
13601	44259	LANDFILL OPERATION	1,000	0	1,000	.00	.00	.0%
13601	45216	TELEPHONE	480	0	480	.00	.00	.0%
13601	45622	ELECTRIC	1,800	0	1,800	.00	.00	.0%
13601	46226	BUILDING REPAIRS	1,000	0	1,000	.00	.00	.0%
13601	46228	HOUSEHOLD HAZARD DISPO	15,000	0	15,000	.00	.00	.0%
13601	46390	VEHICLE MAINTENANCE &	5,170	0	5,170	126.23	.00	2.4%
	TOTAL TRANSFER STATION		292,492	0	292,492	7,697.93	90,553.60	33.6%
	TOTAL EXPENSES		292,492	0	292,492	7,697.93	90,553.60	
14102	YOUTH & SOCIAL SERVICES							
14102	40101	REGULAR PAYROLL	259,471	0	259,471	10,208.12	247,090.60	99.2%
14102	40105	CONTR TEMP OCCAS	12,164	0	12,164	262.30	.00	2.2%
14102	41210	EMPLOYEE RELATED INS.	1,094	0	1,094	182.16	.00	16.7%
14102	41230	FICA & RETIREMENT	37,861	0	37,861	1,356.38	.00	3.6%

08/14/2017 15:05  
572mcosg

Colchester Board of Education and Town  
TOWN OF COLCHESTER  
FY 2017-2018 EXPENDITURES THRU 7-31-17

P 12  
glytdbud

FOR 2018 01

14102	YOUTH & SOCIAL SERVICES	ORIGINAL APPROP	TRANFRS/ADJSTMTS	REVISED BUDGET	YTD EXPENDED	ENCUMBRANCES	AVAILABLE BUDGET	PCT USED
<a href="#">14102 42233</a>	<a href="#">COPIER</a>	1,920	0	1,920	95.00	1,045.00	780.00	59.4%
<a href="#">14102 42301</a>	<a href="#">OFFICE SUPPLIES</a>	1,800	0	1,800	.00	131.70	1,668.30	7.3%
<a href="#">14102 42331</a>	<a href="#">CUSTODIAL/MAINTENANCE</a>	750	0	750	.00	351.39	398.61	46.9%
<a href="#">14102 43213</a>	<a href="#">MILEAGE, TRAINING &amp; ME</a>	2,000	0	2,000	.00	.00	2,000.00	.0%
<a href="#">14102 43258</a>	<a href="#">PROFESSIONAL MEMBERSHI</a>	625	0	625	.00	.00	625.00	.0%
<a href="#">14102 44208</a>	<a href="#">PROFESSIONAL SERVICES</a>	20,460	0	20,460	.00	.00	20,460.00	.0%
<a href="#">14102 44217</a>	<a href="#">POSTAGE</a>	800	0	800	.00	.00	800.00	.0%
<a href="#">14102 44223</a>	<a href="#">SERVICE CONTRACTS</a>	1,321	0	1,321	90.00	.00	1,231.00	6.8%
<a href="#">14102 44232</a>	<a href="#">PRINTING &amp; PUBLICATION</a>	400	0	400	.00	.00	400.00	.0%
<a href="#">14102 45216</a>	<a href="#">TELEPHONE</a>	2,040	0	2,040	.00	.00	2,040.00	.0%
<a href="#">14102 45221</a>	<a href="#">FUEL/HEATING</a>	2,535	0	2,535	.00	.00	2,535.00	.0%
<a href="#">14102 45622</a>	<a href="#">ELECTRIC</a>	2,400	0	2,400	.00	.00	2,400.00	.0%
<a href="#">14102 46226</a>	<a href="#">BUILDING REPAIRS</a>	2,000	0	2,000	.00	.00	2,000.00	.0%
<a href="#">14102 46390</a>	<a href="#">VEHICLE MAINTENANCE &amp;</a>	3,850	0	3,850	266.60	.00	3,583.40	6.9%
<a href="#">14102 47282</a>	<a href="#">PROGRAMS</a>	14,000	0	14,000	22.88	.00	13,977.12	.2%
	TOTAL YOUTH & SOCIAL SERVICES	367,491	0	367,491	12,483.44	248,618.69	106,388.87	71.0%
	TOTAL EXPENSES	367,491	0	367,491	12,483.44	248,618.69	106,388.87	
<hr/>								
14201	HEALTH							
<a href="#">14201 47260</a>	<a href="#">CHATHAM HEALTH DISTRIC</a>	173,721	0	173,721	43,430.03	130,290.07	.90	100.0%
	TOTAL HEALTH	173,721	0	173,721	43,430.03	130,290.07	.90	100.0%
	TOTAL EXPENSES	173,721	0	173,721	43,430.03	130,290.07	.90	
<hr/>								
14301	COMMUNITY AGENCIES							
<a href="#">14301 47270</a>	<a href="#">COLCHESTER C3</a>	25,000	0	25,000	.00	.00	25,000.00	.0%
	TOTAL COMMUNITY AGENCIES	25,000	0	25,000	.00	.00	25,000.00	.0%
	TOTAL EXPENSES	25,000	0	25,000	.00	.00	25,000.00	
<hr/>								
15101	CRAGIN LIBRARY							
<a href="#">15101 40101</a>	<a href="#">REGULAR PAYROLL</a>	368,840	0	368,840	16,306.67	297,525.66	55,007.67	85.1%
<a href="#">15101 41210</a>	<a href="#">EMPLOYEE RELATED INS.</a>	1,458	0	1,458	241.80	.00	1,216.20	16.6%
<a href="#">15101 41230</a>	<a href="#">FICA &amp; RETIREMENT</a>	48,534	0	48,534	1,950.69	.00	46,583.31	4.0%

08/14/2017 15:05  
572mcosg

Colchester Board of Education and Town  
TOWN OF COLCHESTER  
FY 2017-2018 EXPENDITURES THRU 7-31-17

P 13  
glytdbud

FOR 2018 01

15101	CRAGIN LIBRARY	ORIGINAL APPROP	TRANFRS/ADJSTMTS	REVISED BUDGET	YTD EXPENDED	ENCUMBRANCES	AVAILABLE BUDGET	PCT USED
15101	42233	COPIER	3,038	0	3,038	.00	3,038.00	.0%
15101	42301	OFFICE SUPPLIES	3,900	0	3,900	.00	3,724.40	4.5%
15101	42331	CUSTODIAL/MAINTENANCE	4,000	0	4,000	.00	4,000.00	.0%
15101	42342	BOOKS,MAGAZINES & PERI	52,500	0	52,500	3,526.06	48,973.94	6.7%
15101	42344	LIBRARY MEDIA SUPPLIES	4,000	0	4,000	.00	4,000.00	.0%
15101	43213	MILEAGE, TRAINING & ME	1,000	0	1,000	.00	1,000.00	.0%
15101	43258	PROFESSIONAL MEMBERSHI	1,515	0	1,515	75.00	1,440.00	5.0%
15101	44205	DATA PROCESSING	32,056	0	32,056	32,056.00	.00	100.0%
15101	44217	POSTAGE	250	0	250	.00	250.00	.0%
15101	44223	SERVICE CONTRACTS	8,515	0	8,515	240.00	8,275.00	2.8%
15101	44232	PRINTING & PUBLICATION	1,000	0	1,000	.00	1,000.00	.0%
15101	45216	TELEPHONE	3,600	0	3,600	.00	3,600.00	.0%
15101	45221	FUEL/HEATING	7,800	0	7,800	.00	7,800.00	.0%
15101	45222	WATER & SEWER	3,010	0	3,010	.00	3,010.00	.0%
15101	45622	ELECTRIC	28,600	0	28,600	.00	28,600.00	.0%
15101	46224	EQUIPMENT REPAIRS	600	0	600	.00	600.00	.0%
15101	46226	BUILDING REPAIRS	1,800	0	1,800	.00	1,800.00	.0%
15101	47282	PROGRAMS	750	0	750	.00	750.00	.0%
	TOTAL CRAGIN LIBRARY		576,766	0	576,766	54,396.22	297,701.26	61.0%
	TOTAL EXPENSES		576,766	0	576,766	54,396.22	297,701.26	
15201 PARKS & RECREATION								
15201	40101	REGULAR PAYROLL	140,499	0	140,499	6,454.02	100.88	99.9%
15201	40103	OVERTIME	1,401	0	1,401	.00	1,401.00	.0%
15201	41210	EMPLOYEE RELATED INS.	505	0	505	83.88	421.12	16.6%
15201	41230	FICA & RETIREMENT	19,200	0	19,200	793.46	18,406.54	4.1%
15201	42233	COPIER	2,730	0	2,730	120.48	1,089.01	60.1%
15201	42301	OFFICE SUPPLIES	1,900	0	1,900	.00	1,900.00	.0%
15201	43213	MILEAGE, TRAINING & ME	4,500	0	4,500	112.86	4,387.14	2.5%
15201	43258	PROFESSIONAL MEMBERSHI	1,190	0	1,190	260.00	930.00	21.8%
15201	44208	PROFESSIONAL SERVICES	350	0	350	.00	350.00	.0%
15201	44217	POSTAGE	1,400	0	1,400	.00	1,400.00	.0%
15201	45216	TELEPHONE	2,280	0	2,280	50.00	2,230.00	2.2%
	TOTAL PARKS & RECREATION		175,955	0	175,955	7,874.70	32,615.69	81.5%
	TOTAL EXPENSES		175,955	0	175,955	7,874.70	32,615.69	
15401 SENIOR SERVICES								
15401	40101	REGULAR PAYROLL	194,051	0	194,051	7,820.87	18,473.83	90.5%

08/14/2017 15:05  
572mcosg

Colchester Board of Education and Town  
TOWN OF COLCHESTER  
FY 2017-2018 EXPENDITURES THRU 7-31-17

P 14  
glytdbud

FOR 2018 01

15401	SENIOR SERVICES	ORIGINAL APPROP	TRANFRS/ADJSTMTS	REVISED BUDGET	YTD EXPENDED	ENCUMBRANCES	AVAILABLE BUDGET	PCT USED
15401	40105 CONTR TEMP OCCAS	4,500	0	4,500	1,012.50	.00	3,487.50	22.5%
15401	41210 EMPLOYEE RELATED INS.	1,060	0	1,060	176.24	.00	883.76	16.6%
15401	41230 FICA & RETIREMENT	27,484	0	27,484	1,127.32	.00	26,356.68	4.1%
15401	42233 COPIER	2,788	0	2,788	124.00	1,693.25	970.75	65.2%
15401	42301 OFFICE SUPPLIES	1,000	0	1,000	.00	.00	1,000.00	.0%
15401	42331 CUSTODIAL/MAINTENANCE	1,500	0	1,500	.00	351.39	1,148.61	23.4%
15401	43213 MILEAGE, TRAINING & ME	250	0	250	.00	.00	250.00	.0%
15401	43258 PROFESSIONAL MEMBERSHI	295	0	295	.00	.00	295.00	.0%
15401	44208 PROFESSIONAL SERVICES	18,440	0	18,440	.00	.00	18,440.00	.0%
15401	44217 POSTAGE	450	0	450	.00	.00	450.00	.0%
15401	44223 SERVICE CONTRACTS	3,297	0	3,297	1,200.00	.00	2,097.00	36.4%
15401	44232 PRINTING & PUBLICATION	800	0	800	.00	.00	800.00	.0%
15401	45216 TELEPHONE	3,840	0	3,840	.00	.00	3,840.00	.0%
15401	45221 FUEL/HEATING	6,825	0	6,825	.00	.00	6,825.00	.0%
15401	45622 ELECTRIC	6,500	0	6,500	.00	.00	6,500.00	.0%
15401	46224 EQUIPMENT REPAIRS	500	0	500	.00	.00	500.00	.0%
15401	46226 BUILDING REPAIRS	1,500	0	1,500	.00	.00	1,500.00	.0%
15401	46390 VEHICLE MAINTENANCE &	13,325	0	13,325	432.10	.00	12,892.90	3.2%
	TOTAL SENIOR SERVICES	288,405	0	288,405	11,893.03	169,800.94	106,711.03	63.0%
	TOTAL EXPENSES	288,405	0	288,405	11,893.03	169,800.94	106,711.03	
18101	DEBT SERVICE							
18101	49245 BOND PRINCIPAL	1,525,000	0	1,525,000	.00	.00	1,525,000.00	.0%
18101	49246 BOND INTEREST	266,666	0	266,666	.00	.00	266,666.00	.0%
	TOTAL DEBT SERVICE	1,791,666	0	1,791,666	.00	.00	1,791,666.00	.0%
	TOTAL EXPENSES	1,791,666	0	1,791,666	.00	.00	1,791,666.00	
18501	TRANSFERS							
18501	50474 TRANSFER TO CAPITAL RE	366,100	0	366,100	.00	.00	366,100.00	.0%
18501	50496 ACO - TOWN FUNDING	30,223	0	30,223	30,223.00	.00	.00	100.0%
18501	50500 TRANSFER TO CAPITAL	599,317	0	599,317	.00	.00	599,317.00	.0%
18501	50700 TRANSFER TO DEBT SERVI	362,230	0	362,230	134,310.00	.00	227,920.00	37.1%
	TOTAL TRANSFERS	1,357,870	0	1,357,870	164,533.00	.00	1,193,337.00	12.1%
	TOTAL EXPENSES	1,357,870	0	1,357,870	164,533.00	.00	1,193,337.00	
	GRAND TOTAL	14,708,083	0	14,708,083	853,312.33	5,655,053.94	8,199,716.73	44.3%

\*\* END OF REPORT - Generated by Maggie Cosgrove \*\*

**From:** jmcnair3 <jmcnair3@comcast.net>  
**Sent:** Monday, August 14, 2017 6:18 PM  
**To:** Robert Tarlov  
**Subject:** Budget Impasse Forces Districts to Cut Staff, Put Positions On Hold

Budget Impasse Forces Districts to Cut Staff, Put Positions On Hold  
<http://www.courant.com/education/hc-schools-state-budget-impact-20170814-story.html>

Do you know if we are holding off with staff changes like what's mentioned here.?

**From:** Robert Tarlov  
**Sent:** Wednesday, August 16, 2017 3:53 AM  
**To:** jmcnair3  
**Subject:** Re: Budget Impasse Forces Districts to Cut Staff, Put Positions On Hold

If he hasn't already, Ron said that Brad will be in touch with you.

Rob Tarlov, Chairman, Board of Finance  
860-608-4293

Prioritize (A, B, C)   (1, 2, 3)		2017 - 2018 BOF Objectives and Initiatives - August 16, 2017	NEXT STEP	NEXT DATE	
A	1	<ul style="list-style-type: none"> <li>• <b>HEALTH INSURANCE FUNDING</b> – establish a new policy for calculating annual funding and reserve requirements. <ul style="list-style-type: none"> <li>◦ Revise formula to minimize year to year volatility</li> <li>◦ Create policy - no official funding policy has been adopted in writing</li> </ul> </li> </ul>	Meeting with Lockton held on August 10, will review at August 16 meeting.	16-Aug	2017
A	1	<ul style="list-style-type: none"> <li>• <b>PROGRAM FUND</b> - 5 year plan, budget vs fund expenses</li> </ul>	Cheryl to present FY report for last 24 months	16-Aug	2017
X	X	<ul style="list-style-type: none"> <li>• <b>BOF MISSION STATEMENT</b> - expectations of public, web page</li> </ul>	DONE		
A	1	<ul style="list-style-type: none"> <li>• <b>GRANTS</b> - How the Town and BOE are using.</li> </ul>	Andreas presented info received from the FOI requests on 6/21/2017. He suggested the Town and BOE should prepare an annual list of grants that were received in prior FY. Art was in agreement and Rob spoke with Ron about the same. Rob sent e-mail to Ron and Art on 7/28 for 2016-2017 list. Discussion at 8/2 meeting with Maggie as to how to create - she thinks that a report she provides the State in September might work.	October	2017
A	1	<ul style="list-style-type: none"> <li>• <b>OPENGOV</b> - implementation <ul style="list-style-type: none"> <li>◦ Communication during off budget season. - continue work done on communicating, Informing and Educating the Voter during the upcoming year. <ul style="list-style-type: none"> <li>▪ How do we want to communicate? <ul style="list-style-type: none"> <li>◦ Informational Meetings?</li> <li>◦ Web Site</li> <li>◦ Facebook</li> <li>◦ TriBoard Discussions</li> <li>◦</li> </ul> </li> <li>◦ What do we want to communicate <ul style="list-style-type: none"> <li>▪ <b>Declining Enrollment, per pupil spending, test results - Graphs forward to BOE</b> <ul style="list-style-type: none"> <li>◦</li> </ul> </li> <li>▪ Fund Balance Policy and History <ul style="list-style-type: none"> <li>◦ (We had a piece previously approved by Board - changes recommended by Maggie were approved)</li> </ul> </li> <li>▪ Budget and Tax Rate History <ul style="list-style-type: none"> <li>◦</li> </ul> </li> <li>▪ Revaluation <ul style="list-style-type: none"> <li>◦</li> </ul> </li> <li>▪ <b>Unexpended BOE Fund Balances</b> <ul style="list-style-type: none"> <li>◦ <b>Graph forwarded to BOE</b></li> </ul> </li> <li>▪ Department Fundraising <ul style="list-style-type: none"> <li>◦</li> </ul> </li> <li>▪ People Costs <ul style="list-style-type: none"> <li>◦ Have official document explain benefits package in contracts</li> <li>◦ STEPS: what are they?</li> <li>◦ STEPS: a document stating # staff get contractual increases by increase range 1-2%, 3-5%, 6% and higher</li> </ul> </li> </ul> </li> </ul> </li> </ul> </li></ul>	<p>opengov.com in the 2017/2018 Budget, on</p> <p>Tom created communication pieces for revaluation, mil rates, grandlist, etc.</p> <p>Links on Art's Weekly Update to new budget communications.</p>	Sept	2017



Prioritize		2017 - 2018 BOF Objectives and Initiatives - August 16, 2017	NEXT STEP	NEXT DATE	
(A, B, C)	(1, 2, 3)				
		<ul style="list-style-type: none"> <li>Budget Facebook Page <ul style="list-style-type: none"> <li>How do we want to use? <ul style="list-style-type: none"> <li>Post information and/or Direct People to Web Site where information will be posted?</li> <li>Allow people to ask questions? <ul style="list-style-type: none"> <li>Can questions be posted anonymously?</li> <li>Can questions be submitted through page, without posting, and then post questions and answers?</li> </ul> </li> </ul> </li> </ul> </li> </ul>			
A	2	<ul style="list-style-type: none"> <li>Budget Season Communications <ul style="list-style-type: none"> <li>Graphs and a Budget in Brief <ul style="list-style-type: none"> <li>Review BOF graphs and new ones created on 6/24 by T own staff</li> <li>Choose relevant graphs: how to best create relevant and objective graphs to be included in a "Budget in Brief"</li> <li>Create Budgets in Brief that are similar for BOE and T own</li> <li>Having Budget document showing headcount trends for T own and BoE.</li> </ul> </li> </ul> </li> </ul>	On the web site: full budget, abbreviate budget with just the department total pages and Stan's presentation from 3/31 and tax impact chart.	Sept	2017
		<ul style="list-style-type: none"> <li>SURVEY</li> </ul>			
		<ul style="list-style-type: none"> <li>Budget Direction <ul style="list-style-type: none"> <li>T own budget - 2016 - 2017 process - repeat for 2017-2018? <ul style="list-style-type: none"> <li>Approach to budget - present the cost of those items that are ongoing items to determine the cost of maintaining current</li> <li>Have departments prioritize new initiatives and and assign cost/benefit to each separate from the above. <ul style="list-style-type: none"> <li>Department Review to Begin Review with BOF in October</li> </ul> </li> <li>Connecting the continuing current services with a dollar amount and % increase. There was a lot of confusion what <ul style="list-style-type: none"> <li>New initiatives" calculated separately to see impact on the mil rate. This would also produce the impact on the mill rate if</li> <li>Also if spending were the same as last year, what would mil rate be?</li> </ul> </li> </ul> </li> </ul> </li> </ul>	Agreed for 17/18		
A	1	<ul style="list-style-type: none"> <li>POLICE Department - cost of state trooper program vs other alternatives</li> <li>Police and 24/7 - Other alternatives - Resident Trooper Program - Rob and Stan met with the Police Commission (July 2015) and communicated that in these times of tight budgets, that the T own could not take on this type of expense without definitive data that would justify the cost.</li> </ul>	Waiting for a State Budget before other towns continue talks.	October	2017
A		<ul style="list-style-type: none"> <li>BY LAWS REVIEW</li> </ul>	last updated October, 2016	Dec	2017
		<ul style="list-style-type: none"> <li>ENERGY PROJECT - Using what we save above lease payments - absorb into operating budgets or capital projects? <ul style="list-style-type: none"> <li>Create policy as to what lease payments will be used for when they expire in XX/XX/20XX.</li> </ul> </li> </ul>	Will ask Jim to present annual audit in October or November	Nov	2017
		<ul style="list-style-type: none"> <li>BUILDING REPAIR/MAINTENANCE/REPLACEMENT <ul style="list-style-type: none"> <li>Update Funding Plan for the Schools and T own Buildings Plans <ul style="list-style-type: none"> <li>Determine annual funding amounts over the next 5 years</li> </ul> </li> </ul> </li> </ul>	11/18/2015 - Jim P and Ken Jackson presented updated plan Added to the Reserve Plan	2017	Fall
		<ul style="list-style-type: none"> <li>Update Current Equipment Reserve Plan <ul style="list-style-type: none"> <li>Heavy Apparatus - it was proposed we factor in as lease purchases (fire engines, ambulances, etc)</li> </ul> </li> </ul>	Maggie presented updated plan on 1/20/2017	2017	Fall
		<p>Create a policy for funding from operating budget to maintain Unassigned/Undesignated fund balance %? At this point we create by</p> <ul style="list-style-type: none"> <li>luck and in the past there was some loose budgeting on some items. Current interest rates are of no help in having fund balance keep pace with budget increases.</li> </ul>			
		<ul style="list-style-type: none"> <li>Continued study of reorganization of T own Hall</li> </ul>			

Prioritize		2017 - 2018 BOF Objectives and Initiatives - August 16, 2017	NEXT STEP	NEXT DATE	
(A, B, C)	(1, 2, 3)				
		<ul style="list-style-type: none"> <li>· BOE: <ul style="list-style-type: none"> <li>▪ Should the capital needs of the schools be removed from the BOE budget - discussed with BOE <ul style="list-style-type: none"> <li>§ The actual building projects are a Town expense, the ongoing maintenance is not.</li> <li>§ The BOE when faced with a decision of capital vs operation has always deferred the capital and maintenance</li> <li>§ BOE cannot do capital planning (funding) beyond the current year.</li> <li>§ Having capital maintenance within the BOE budget removes BOF ability to plan and make these decisions</li> <li>§ The Town has transfers and capital outside the operational budget, BOE does not.</li> </ul> </li> </ul> </li> </ul>	BOE stated they will handle in their budget.		
		<ul style="list-style-type: none"> <li>▪ 3 - 5 year plan to adjust to declining enrollment reviewed at 8/19/2015 meeting</li> </ul>			
		<ul style="list-style-type: none"> <li>▪ BOE - do we want to communicate expectations of what we would like to see the budget accomplish?</li> </ul>	done on November 18, 2015		
		<ul style="list-style-type: none"> <li>• FIRE/AMBULANCE Department Strategic Plan Implementation <ul style="list-style-type: none"> <li>◦ Plans for Retention? <ul style="list-style-type: none"> <li>▪</li> </ul> </li> <li>◦ Plans to Increase Call Response Toe? <ul style="list-style-type: none"> <li>▪</li> </ul> </li> <li>◦ Plans to Increase Call Response Participation ? - Ambulance Incentive Plan was to increase this <ul style="list-style-type: none"> <li>▪</li> </ul> </li> <li>◦ Training Issues</li> <li>◦ Hybrid Department vs Full time ?</li> </ul> </li> </ul>	Chief Cox discussed, Ambulance Incentive Program results, challenges in recruitment, training, and retention. Status of research on Paramedic Services	2-Aug	2017
		<ul style="list-style-type: none"> <li>• AMBULANCE <ul style="list-style-type: none"> <li>◦ Review net costs of Services</li> <li>◦ Review annual report for the Ambulance Incentive Program</li> </ul> </li> </ul>			
		<ul style="list-style-type: none"> <li>· Create a policy for approving use of reserve accounts</li> </ul>	DONE		
		<ul style="list-style-type: none"> <li>· Health Insurance Funding – establish a new policy for calculating annual funding and reserve requirements.</li> </ul>	DONE (2014)		
		<ul style="list-style-type: none"> <li>· Finalize an agreement with BOS/First Selectman for approving expenditures that require line item transfers before the money is</li> </ul>	DONE		
		<ul style="list-style-type: none"> <li>· Have Budget document for Town and BoE showing labor salaries and benefits as % of Budget</li> </ul>	DONE		
		<ul style="list-style-type: none"> <li>· How do we create parity for nonunion position pay increases with union</li> </ul>	DONE		
		<ul style="list-style-type: none"> <li>· Policy for elected officials pay</li> </ul>	DONE		
		<ul style="list-style-type: none"> <li>• BOF Web Page: what do we want to add? <ul style="list-style-type: none"> <li>◦ centralized location to retrieve BOF policies and Town policies relating to BOF <ul style="list-style-type: none"> <li>▪ Fund Balance Policy</li> <li>▪ Budget Transfer Procedures - Use of Capital Reserve Fund</li> <li>▪ BOE Unexpended Funds Policy</li> <li>▪ Compensation Policy for Nonunion Employees and Elected Officials</li> </ul> </li> </ul> </li> </ul>	<p style="text-align: right;"> <b>DONE</b>  <b>DONE</b>  <b>DONE</b>  <b>DONE</b> </p>	<b>COMPLETED AUGUST 4, 2016</b>	
		<ul style="list-style-type: none"> <li>• Review Board of Finance and Board of Finance Members Purpose, Responsibilities, Limits of Authority, Meetings, FOI</li> </ul>	Done, June 7, 2017	2017	June
		<ul style="list-style-type: none"> <li>· SNOW REMOVAL budget plan: Jim P presented at 10/21 meeting -</li> </ul>	New Policy Created February, 2016		
		<ul style="list-style-type: none"> <li>· Additional Items <ul style="list-style-type: none"> <li>▪</li> <li>▪</li> <li>▪</li> <li>▪</li> </ul> </li> </ul>			