

**TOWN OF COLCHESTER
SPECIAL BUDGET MEETING – November 2, 2022
REFERENDUM – November 15, 2022**

The legal voters of the Town of Colchester and those qualified to vote at town meetings of said Town are hereby warned to meet for a Special Budget Meeting on Wednesday, November 2, 2022, at 6:30 p.m., to be held at Colchester Town Hall, 127 Norwich Avenue, Colchester, CT for the following purposes:


1. To consider and act upon the 2022-2023 fiscal year budget of the Board of Selectmen in the amount of \$15,622,901 as recommended by the Board of Finance.
2. To adjourn said Special Budget Meeting, pursuant to Section 7-344 of the Connecticut State Statutes and the Colchester Town Charter Section C-1102C, for a Referendum vote on Tuesday, November 15, 2022, between the hours of 6:00 a.m. and 8:00 p.m. to be held at the Colchester Town Hall, 127 Norwich Ave., Colchester, CT.

Dated at Colchester, CT this 25th day of October 2022. Gayle Furman, Town Clerk


Andreas Bisbikos, 1st Selectman




Rosemary Coyle, Selectman



Jason LaChapelle, Selectman



Deborah Bates, Selectman



Denise Turner, Selectman



RECEIVED
TOWN OF COLCHESTER, CT
2022 OCT 25 AM 10:04
Gayle Furman
TOWN CLERK

Budget Summary

<u>Revenues</u>	<u>FY 2020-2021 Actual</u>	<u>FY 2021-2022 Adopted</u>	<u>FY 2021-2022 Projected</u>	<u>FY 2022-2023 Proposed</u>
Property Taxes	41,165,635	42,426,042	42,438,065	42,987,398
Intergovernmental - Town	445,507	445,567	440,295	428,704
Intergovernmental - Education	12,708,583	12,490,218	12,562,037	12,540,218
Charges for Services	504,256	512,000	607,250	572,000
Revenues from Use of Money	31,381	34,920	28,625	31,980
Licenses/Permits/Fees	1,084,607	862,810	964,256	957,383
Other Revenues	445,022	379,460	442,237	436,060
Use of Fund Balance	<u>785,539</u>	<u>381,000</u>	<u>381,000</u>	<u>90,000</u>
Total Revenues	<u>57,170,530</u>	<u>57,532,017</u>	<u>57,863,765</u>	<u>58,043,743</u>

<u>Expenditures</u>				
General Government	3,694,128	4,033,351	3,801,071	3,966,055
Public Safety	3,021,658	3,201,050	3,314,469	3,234,496
Public Works	3,470,668	3,814,521	3,909,716	3,847,767
Community & Human Services	1,578,302	1,698,057	1,731,584	1,781,198
Debt Service	2,075,164	2,075,164	2,075,164	2,075,164
Transfers to Other Funds	<u>1,240,747</u>	<u>882,819</u>	<u>882,819</u>	<u>718,221</u>
Total Town Expenditures	<u>15,080,667</u>	<u>15,704,962</u>	<u>15,714,823</u>	<u>15,622,901</u>
Education Expenditures*	<u>40,960,986</u>	<u>41,827,055</u>	<u>41,827,055</u>	<u>42,025,701</u>
Total Expenditures	<u>56,041,653</u>	<u>57,532,017</u>	<u>57,541,878</u>	<u>57,648,602</u>

Mill Rate Calculation

	<u>Education*</u>	<u>Tow</u>	<u>Debt Service</u>	<u>Transfers/ Capital</u>	<u>Total</u>
Appropriations	42,025,701	12,829,516	2,075,164	718,221	57,648,602
Estimated Revenue	<u>12,934,278</u>	<u>3,237,602</u>	<u>0</u>	<u>90,000</u>	<u>16,261,880</u>
Amount to be Raised by Taxation	<u>29,091,423</u>	<u>9,591,914</u>	<u>2,075,164</u>	<u>628,221</u>	<u>41,386,722</u>
Mills	<u>18.65</u>	<u>6.15</u>	<u>1.33</u>	<u>0.40</u>	<u>26.53</u>

	<u>Dollars</u>	<u>Mills</u>
Amount to be Raised by Taxation	41,386,722	26.53
Reserve for Uncollected Revenue (estimated 98.9% collection rate)	<u>455,254</u>	<u>0.29</u>
Total Tax Warrant	<u>41,841,976</u>	<u>26.82</u>

Grand List	1,543,354,000	2022-23 Proposed Mill Rate	26.82
Estimated Prorates	1,500,000		
M. V. Supplement	19,500,000	2021-22 Mill Rate	33.05
Less Estimated BAA & adjustments	<u>(4,500,000)</u>		
List Net	<u>1,559,854,000</u>	Decrease in Mill Rate	-6.23

*The Education budget was adopted at a referendum held on May 24, 2022. The current Town meeting and referendum are for the Town budget only (including debt service and transfers/capital)